

CITY OF LOMITA
PROPOSED DRAFT
FISCAL YEAR 2022-24
OPERATING &
CAPITAL IMPROVEMENT
BIENNIAL BUDGET

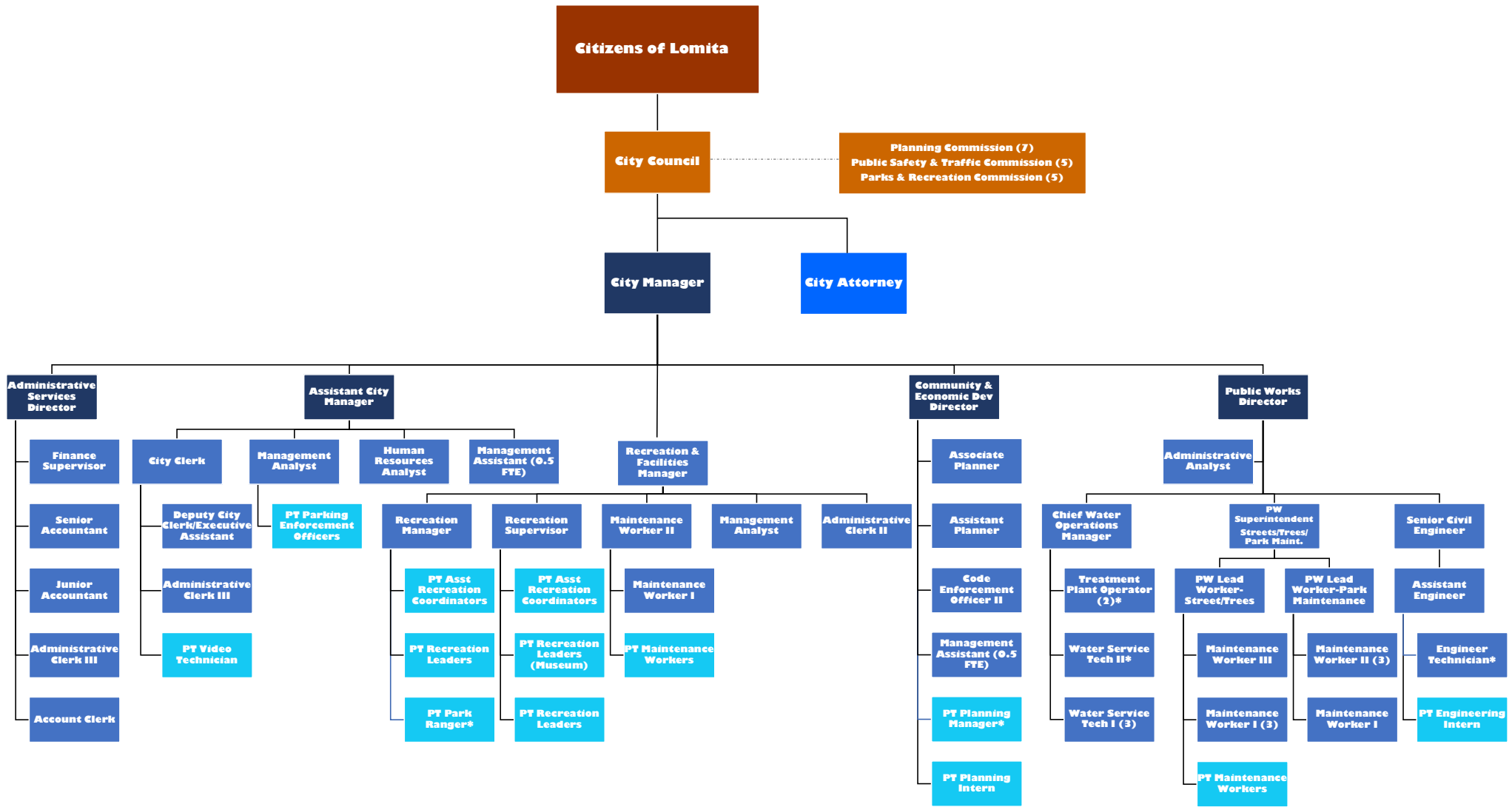
**CITY OF LOMITA
LIST OF CITY OFFICIALS**

ELECTED OFFICIALS

Mayor	Cindy Segawa
Mayor Pro Tem	Barry Waite
Council Member	James Gazeley
Council Member	Mark Waronek
Council Member	William Uphoff

CITY STAFF

City Manager	Ryan Smoot
Assistant City Manager	Gary Sugano
City Attorney	Trevor Rusin, Best Best & Krieger
Administrative Services Director	Susan Kamada
Community & Economic Development Director	
Public Works Director	Carla Dillon



CM and Directors (5)
Full-Time Employees (43)
Part-Time Employees

New Positions
Planning Manager
Engineer Technician
Part-Time Park Ranger

Reclassification Position
Code Enforcement Officer II (from Neighborhood Preservation Officer)

*One Treatment Operator is being underfilled at the Water Service Tech II.

PROFILE OF LOMITA

The City of Lomita is located 26 miles south of downtown Los Angeles and is bounded by the City of Torrance on the north and west, the City of Los Angeles to the east, and the City of Rolling Hills Estates on the southwest. Southeast of Lomita is the City of Rancho Palos Verdes and unincorporated County land. The City's total land area is 1,196.8 acres or 1.97 square miles.

The City of Lomita "began" as a residential tract (Lomita Subdivision) in the early 1900s. In 1907, the Lomita Subdivision covered seven square miles. As the lots were sold, water wells, a school, a general store (with a post office), and other businesses soon followed. In 1909, churches were built and in 1920, the Bank of Lomita was established.

In 1923, oil in the area was discovered while drilling for water. The resulting "oil boom" in the area led to the conversion of residential lots into oil fields. Rapid growth occurred in the Lomita area, as egg ranches, fruit orchards and agricultural uses formed the community. Lomita became a center for the agriculture and oil extraction activities in the South Bay area.

In the 1940s and 1950s, portions of the Lomita Subdivision were annexed by adjacent cities. By 1964, only 1.97 square miles of the Lomita Subdivision remained when the City of Lomita finally incorporated. Lomita is a contract City with a Council-Manager form of government. The City Council is elected at large to four-year terms. The Mayor is selected by the City Council for a one-year term.

Today, the City is almost completely developed, and the remaining vacant land is limited to scattered parcels. Existing development in the City is characterized by residential neighborhoods at varying densities, with commercial uses concentrated along Pacific Coast Highway, Lomita Boulevard, Crenshaw Boulevard, Narbonne Avenue and Western Avenue.

The Lomita Railroad Museum is the only one of its kind west of Denver, Colorado, and was made possible through the generosity of Mrs. Irene Lewis who donated the museum to the City in honor of her late husband. Complete authenticity is the hallmark of the museum that is dedicated to the proud era of the steam engine.

In 1990 the City took over Water District 13 from the County of Los Angeles and has been successfully operating its own water department ever since.

FACTS AND FIGURES ABOUT LOMITA

	Number	Percentage
Total Population	20,921	100
Under 20	4,836	23.11
20 to 29	2,509	11.99
30 to 44	4,019	19.21
45 to 64	5,749	27.48
65 and older	3,808	18.20
Males	10,230	48.90
Females	10,691	51.10
Median Age	40.5	
One Race	17,600	84.1
American Indian and Alaska Native	251	1.20
Asian	3,524	16.84
African American	1,209	5.78
Native Hawaiian and Other Pacific Islander	156	0.75
White	8,637	41.28
Other Race	3,823	18.27
Two or More Races	3,321	15.87
Hispanic (any race)	7,691	36.76
Total Housing Units	8,593	
Occupied Housing Units	8,273	96.28
Total vacant housing units	320	3.72
Occupancy		
Owner	3,830	46.30
Renter	4,443	53.70
Average persons per:		
Household	2.49	
Family	3.22	

Facts derived from the 2020 U.S.

BUDGET USER'S GUIDE

BUDGET USER'S GUIDE

The Lomita City Council adopts the Annual Budget by formal resolution, prior to July 1st of each year. The budget serves as a financial plan for the City which identifies the projected allocation and application of resources over the budget cycle.

The Annual Budget is designed to present summary information about the City's financial plans for the year in a user-friendly format. The Budget is organized by department, and the programs within the departments. Expenditures are displayed and subtotaled by type:

- Salaries & Benefits
- Operating Expenditures
- Capital Outlay.

The Budget Summary illustrates the fund(s) to which a program allocates its expenditures. The Annual Budget also includes the following sections:

Introduction Section: Includes the Table of Contents, List of City Officials, City Organization Chart, Profile of Lomita, and Facts & Figures About Lomita.

City of Lomita Budget User's Guide: Includes overview of Annual Budget, detailing city-wide revenues, expenditures, and fund balances.

Operating Budgets: Includes program budgets by department, with narratives highlighting the prior year accomplishments, explaining the function of the program, uses and sources of funds, line-item detail, budget comment worksheets, and department salary expense worksheets.

Appendix: Includes Revenue Fund Definitions and Authorized Uses, Glossary of Terms, and Acronyms List.

BUDGET PROCESS

The City's budget process begins with the distribution of a Budget Preparation manual, which contains:

- Budget Schedule
- Current Organization Chart
- Accomplishments (prior year document) for updating
- Revenue Worksheets
- Expenditure Worksheets
- Capital Improvement Program Worksheets
- Budget Comment Worksheets

Line-item budget development is accomplished through the City's financial system, which allows each department to build its budget using computerized worksheets. The individual departments are directly responsible for developing the Materials & Supplies line items and part-time employees' salaries. The remaining Salary & Benefit information is calculated and entered by the Administrative Services Department.

BUDGET USER'S GUIDE

All supplemental budget requests (new personnel, service, or equipment) are presented on separate forms and are subject to City Manager review and approval before becoming part of the operating budget. All proposed budget information is compiled, printed, and distributed to the City Manager, Assistant City Manager, and the Department Directors. The revenue estimates are reviewed with the department budget requests to determine available funding levels for the fiscal year. The City Manager, Assistant City Manager, and Administrative Services Director then meet with the departments to review the operating and supplemental budget requests.

Once the budget data has been reviewed and all changes have been made by the Administrative Services Department, a Proposed Budget is prepared. After final review and approval by the City Manager and Assistant City Manager, the Proposed Budget is presented to the City Council at a scheduled Budget Study Session. Prior to June 30, a Public Hearing is held by the City Council, and the Annual Budget is adopted by resolution.

During the fiscal year, the budget can be amended as necessary to meet the City's needs. The City Council has the legal authority to amend the budget at any time. Department Directors may only authorize expenditures based on appropriations previously approved by City Council action, and only from accounts under their organizational responsibility. Actual expenditures may exceed budget appropriations by line-item but may not exceed the department's budget. The City Manager has the authority to approve interdepartmental appropriation transfers as long as they are within the same fund. Interfund transfers require a budget amendment by the City Council.

BASIC ACCOUNTING

City of Lomita's accounting system is maintained on a fund basis, in accordance with governmental accounting standards. Each of the City's twenty-eight funds is considered a separate accounting entity with a self-balancing set of accounts that records assets, liabilities, fund equity, revenues, and expenditures. Funds are established and segregated for the purpose of recording specific programs or attaining certain objectives in accordance with special regulations, restrictions, or limitations.

Funds are classified into one of three categories: *governmental* (general, special revenue, debt service, and capital projects), *proprietary* (enterprise and internal service), and *fiduciary* (trust and agency). Governmental funds account for activities usually associated with a typical state or local government's operation. Proprietary funds are financed and operated in a manner similar to private business enterprises, where the intent is to recover the costs of providing goods and services from user charges. Fiduciary funds are utilized in situations where the government is acting in a fiduciary capacity as a trustee or an agent.

All governmental funds are budgeted and accounted for using the modified accrual basis of accounting, which recognizes revenues when they become susceptible to accrual, i.e., measurable, and available. Available means collectible in the current period or soon enough thereafter to be used to pay liabilities of the current period. Examples of such revenues include property tax, sales tax, and interest earnings. Expenditures are recognized when the fund liability is incurred.

BUDGET USER'S GUIDE

Proprietary fund revenues and expenses are budgeted and accounted for on an accrual basis. Revenues are recognized in the period when earned, and expenses are recognized when incurred. The following Classification of Funds describes, in detail, the various types of funds and their purpose as established by the City of Lomita.

CLASSIFICATION OF FUNDS

GOVERNMENTAL FUND TYPES:

General Fund

The General Fund is used to account for resources traditionally associated with general government which are not required to be accounted for in a separate fund including: sales tax which includes Measure L, property tax, transient occupancy tax, licenses and permits, fines, and forfeitures. This fund is used to finance most of the basis municipal functions, such as general administration, public safety, parks and recreation, and community development.

Special Revenue Funds

The Gas Tax Fund is used to account for the City's share of State and County gasoline tax collection in accordance with the provisions of the State of California Streets and Highway Code. Revenues are disbursed by the State based on population and must be used towards the maintenance and repair of City streets that serve as State and County thoroughfares.

Measure R Fund is used to fund projects such as pothole repairs, major street resurfacing, left-turn signals, bikeways, pedestrian improvements, streetscapes, traffic signal synchronization and local transit services.

Measure M Fund is used to fund projects such as repair and maintenance of public roadways, pavement maintenance, slurry and rubberized seals, chip seals, pothole repair, pavement rehabilitation, roadway construction or reconstruction, utility undergrounding, curb, gutter, sidewalk, tress, roadway signage, median and parkway improvements, and storm drain systems in connection with any roadway improvements.

Measure W Fund is used to fund projects dedicated to increase local water supply, improve water quality, and protect public health.

Community Development Block Grant Fund is used to account for federal grants for programs benefiting low-income persons and/or families.

The Proposition A Fund is used to account for proceeds from the half-cent sales taxes generated by the approval of Proposition A by Los Angeles County voters. These funds, which are administered by the Los Angeles County Metropolitan Transportation Authority (MTA), are distributed based on population, and must be used for transportation-related projects.

BUDGET USER'S GUIDE

The Proposition C Fund is used to account for proceeds from the half-cent sales taxes generated by the approval of Proposition C by Los Angeles County voters. These funds, which are administered by the Los Angeles County Metropolitan Transportation Authority (MTA), are distributed based on population, and must be used for transportation-related projects.

Transportation Development Act Article 3 (TDA 3) Fund is used to account for funds from MTA that must be used for pedestrian, bicycle, or bicycle-related projects or programs.

The AB 2766 Fund is used to account for proceeds received from the additional vehicle registration fee imposed by the State and regulated by the Air Quality Management District (AQMD). These funds are distributed based on population and must be used for programs designed to reduce air pollution from motor vehicles.

The Landscape Maintenance Fund provides for the utilities, maintenance, and capital improvements for the Palos Verdes bicycle path within the City of Lomita. Money is received from a special assessment placed on each tax bill of property owners in Assessment District No 1.

Park Facilities Fund is used to account for Park Development Tax and Quimby Act funds.

Park Athletic Fund is used to account for user charges for park athletic programs.

Park Grant Fund is used to account for State Parks and Recreation Grants.

Lomita Manor Development Fund is used to account for the local U.S. Housing and Urban Development (HUD) conventional housing programs of the City-owned senior housing complex, Lomita Manor.

American Rescue Plan 2021 Funding provides emergency funding for local governments to remedy the mismatch between rising costs and falling revenues. Funding will help cover the costs incurred due to responding to the public health emergency and provide support for recovery – including assistance to households, small businesses and nonprofits, aid to impacted industries, and support for essential workers. Funding provides resources to invest in infrastructure, including water, sewer, and broadband services.

Capital Projects Fund

The Capital Improvement Fund is used to account for capital projects not eligible for funding from other specific funding sources. The City established the fund in fiscal year 2001-2002, and the funding source is from transfers from the General Fund. Specific projects and their budgets are described in detail in the City's Capital Improvement Plan.

PROPRIETARY FUND TYPES:

Enterprise Funds

On August 28, 2008, the City issued the Series 2008 Revenue Certificates of Participation Bonds in the amount of \$7,550,000. The purpose of the bonds was to finance capital

BUDGET USER'S GUIDE

improvements to the City Water System. The Bonds are payable solely from the net revenues of the Water System of the City.

On May 4, 2016, the City refunded the Series 2008 Revenue Certificates of Participation Bonds and re-issued the City of Lomita Water Revenue Refunding Bonds, Series 2016 through a Private Placement Agreement with City National Bank in the amount of \$7,200,000. The purpose of the refunding was to secure a lower fixed interest rate of 3.25%. The Bonds are payable solely from the net revenues of the Water System of the City.

On July 1, 2021, the City refunded the Series 2016 Water Revenue Refunding Bonds and re-issued the City of Lomita 2021 Water Revenue Refunding Bonds through a Private Placement Agreement with Capital One Public Financing in the amount of \$6,081,000. The purpose of the refunding was to secure a lower fixed interest rate of 2.20%. The Bonds are payable solely from the net revenues of the Water System of the City.

The Water Operating Fund is used to account for the operation of the City's water utility system. Revenues are generated from user fees, which are adjusted periodically to meet the costs of administration, operation, maintenance, and capital improvements to the system.

The Water Capital Fund is used to account for capital improvements to the City Water System. This includes ongoing Water Main Replacement and Waterline Replacement Projects.

The Rate Stabilization Fund is a designated transfer from the Water Capital Fund as required for the Cypress Reservoir Bond.

Internal Service Funds

The Equipment Replacement Fund is used to account for the City's cost of maintenance replacing the City's capital assets. City departments are the primary users of these services and are charged a fee on a cost reimbursement basis.

FIDUCIARY FUND TYPES:

Trust & Agency Funds

The Railroad Foundation Fund is used to report a trust arrangement. All resources of these funds including any earnings on investments must be used for specific purposes as set forth in the trust agreement.

Tom Rico Memorial Fund is used to report a trust arrangement. All resources of these funds including any earnings on investments must be used for specific purposes as set forth in the trust agreement.

FINANCIAL OVERVIEW



FY 2022/23 Biennial Budget City of Lomita Projected Fund Balance

	Audited Beginning Balance as of July 1, 2021	Projected Beginning Balance as of July 1, 2022	Proposed Revenues	Proposed Expenditures	Proposed Ending Balance as of June 30, 2023
General	\$ 5,123,261	\$ 5,123,761	\$ 13,831,211	\$ 13,805,446	\$ 5,149,526
American Rescue Plan	\$ -	\$ 990,976	\$ 2,430,488	\$ 2,132,988	1,288,476
Capital Improvement	273,594	235,094	1,000	75,000	161,094
Equipment Replacement	611,677	761,107	300,500	200,000	861,607
Sewer Replacement	500,000	500,000	-	125,000	375,000
Facilities Improvement	317,744	317,744	100,000	9,000	408,744
OPEB Trust	250,720	254,720	1,000	-	255,720
Park Equipment Replacement	680,338	680,338	100,000	515,000	265,338
Pension Stabilization	887,039	892,039	2,000	-	894,039
Economic Development	749,007	749,007	-	-	749,007
General Plan Update	100,000	200,000	200,000	-	400,000
Stephenson Center	85,744	85,744	-	-	85,744
Street Improvement	1,232,084	1,322,084	753,000	1,389,620	685,464
Park Facilities Fee	293,788	436,288	5,500	-	441,788
State Gas Tax	741,446	1,007,000	1,064,006	1,336,270	734,736
Measure R Local Return	658,352	765,831	313,089	787,698	291,222
Measure R Highway	(106,537)	(106,537)	-	-	(106,537)
Measure M	635,097	832,677	352,434	1,076,949	108,162
Measure W	108,230	108,230	225,000	299,500	33,730
CDBG	8	8	148,379	148,379	8
Prop A Local Return	754,666	1,020,453	526,451	395,330	1,151,574
Prop C Local Return	1,556,695	1,900,407	418,452	100,000	2,218,859
Transportation Development Ac	-	-	13,226	13,226	-
South Coast AQMD	61,046	56,546	26,300	35,000	47,846
Landscape Maint District #1	10,681	12,217	11,738	23,000	955
Park Athletic	78,369	93,133	54,500	52,020	95,613
Park Grant Fund	79,212	-	272,000	250,000	22,000
Lomita Manor Development	637,409	652,227	468,542	468,542	652,227
Cleep	6,207	6,357	100	-	6,457
Railroad Museum Foundation	21,154	21,154	15,000	15,000	21,154
Tom Rico Memorial	3,085	(915)	1,000	-	85
Special Revenues	5,538,908	6,805,076	3,915,717	5,000,914	5,719,879
Water Operations	1,965,013	1,592,141	6,434,500	6,917,772	1,108,869
Water Capital	1,635,464	1,043,138	5,935,404	6,931,024	47,518
Rate Stabilization	125,000	125,000	-	-	125,000
Total Fund Balance	\$ 20,075,593	\$ 21,677,969	\$ 34,004,820	\$ 37,101,764	\$ 18,581,025



Fiscal Year 2023/24 Biennial Budget City of Lomita Projected Fund Balance

	Projected Beginning Balance as of July 1, 2022	Projected Beginning Balance as of July 1, 2023	Proposed Revenues	Proposed Expenditures	Proposed Ending Balance as of June 30, 2024
General	\$ 5,123,761	\$ 5,149,526	\$ 13,821,951	\$ 13,806,814	\$ 5,164,663
American Rescue Plan	\$ 990,976	\$ 1,288,476	\$ -	\$ 1,288,476	-
Capital Improvement	235,094	161,094	1,500	-	162,594
Equipment Replacement	761,107	861,607	300,500	200,000	962,107
Sewer Replacement	500,000	375,000	100,000	-	475,000
Facilities Improvement	317,744	408,744	850,000	1,205,000	53,744
OPEB Trust	254,720	255,720	1,000	-	256,720
Park Equipment Replacement	680,338	265,338	100,000	-	365,338
Pension Stabilization	892,039	894,039	2,000	-	896,039
Economic Development	749,007	749,007	95,000	-	844,007
General Plan Update	200,000	400,000	200,000	-	600,000
Stephenson Center	85,744	85,744	-	-	85,744
Street Improvement	1,322,084	685,464	755,000	775,000	665,464
Park Facilities Fee	436,288	441,788	6,000	-	447,788
State Gas Tax	1,007,000	734,736	1,093,431	1,239,160	589,007
Measure R Local Return	765,831	291,222	321,291	355,680	256,833
Measure R Highway	(106,537)	(106,537)	-	-	(106,537)
Measure M	832,677	108,162	360,463	300,000	168,625
Measure W	108,230	33,730	225,000	249,500	9,230
CDBG	8	8	148,379	148,379	8
Prop A Local Return	1,020,453	1,151,574	537,420	397,456	1,291,538
Prop C Local Return	1,900,407	2,218,859	426,721	250,000	2,395,580
Transportation Development Ac	-	-	13,843	13,843	-
South Coast AQMD	56,546	47,846	26,500	35,000	39,346
Landscape Maint District #1	12,217	955	22,045	23,000	-
Park Athletic	93,133	95,613	55,000	52,297	98,316
Park Grant Fund	-	22,000	-	-	22,000
Lomita Manor Development	652,227	652,227	461,048	461,048	652,227
Cleep	6,357	6,457	150	-	6,607
Railroad Museum Foundation	21,154	21,154	15,000	15,000	21,154
Tom Rico Memorial	(915)	85	1,000	-	1,085
Special Revenues	6,805,076	5,719,879	3,713,291	3,540,363	5,892,807
Water Operations	1,592,141	1,108,869	6,641,080	7,158,412	591,537
Water Capital	1,043,138	47,518	3,835,000	3,317,134	565,384
Rate Stabilization	125,000	125,000	-	-	125,000
Total Fund Balance	\$ 21,677,969	\$ 18,581,025	\$ 30,416,322	\$ 31,291,199	\$ 17,706,148



FY 2022/23 & FY 2023/24 Biennial Budget City of Lomita Revenue Summary by Fund

	Actual FY 2020/21	Amended FY 2021/22	Proposed FY 2022/23	Proposed FY 2023/24
General Fund				
Property Taxes	1,893,941	1,864,971	1,920,670	1,957,084
Development Tax	246,000	30,000	200,000	300,000
Sales and Use Tax	2,637,134	3,851,223	4,756,791	4,820,721
Business License Tax	630,812	650,000	659,750	669,646
PEG Fees	37,986	35,000	37,000	38,000
Franchise Tax	368,062	350,000	360,000	365,000
Refuse Tax - Residential	131,719	125,000	130,000	135,000
Refuse Tax - Commercial	172,080	165,000	170,000	175,000
TOT	198,839	150,000	180,000	190,000
Special Permit Fees	3,427	10,000	5,000	5,000
Technology Fees	4,152	2,500	6,000	6,000
Planning and Zoning Fees	88,305	100,000	117,000	120,000
Encroachment Permit Fees	118,964	100,000	150,000	155,000
Tow and Storage Fees	18,500	15,000	20,000	20,000
Museum Admission Fees	-	15,000	20,000	20,000
Parks & Rec Fees	47,943	80,000	150,000	160,000
Animal Care and Control	21,202	25,000	25,000	25,000
Building and Safety Fees	2,090,205	600,000	650,000	700,000
Other Fees	24,098	20,000	22,000	24,000
Parkway Tree Fees	6,325	6,000	6,000	6,000
Court Fines	89,858	125,000	125,000	125,000
Parking Fines	302,781	300,000	320,000	325,000
Miscellaneous Fines	2,300	3,000	3,000	3,000
Administrative Citations	-	5,000	5,000	5,000
Park Rentals	-	30,000	60,000	70,000
Lease and Rental	193,165	190,000	190,000	190,000
Interest	12,960	100,000	100,000	100,000
Franchise Administrative Fee	60,000	60,000	60,000	60,000
Business License Fee	35,577	34,000	50,000	50,000
CASP Fee	4,895	5,000	5,000	5,000
Law Enforcement Grant	156,727	190,000	190,000	190,000
Human Good	-	30,000	30,000	30,000
Motor Vehicle in Lieu	2,520,716	2,500,000	2,650,000	2,700,000
Coronavirus Relief Fund	253,721	-	-	-
Miscellaneous Revenues	53,591	82,873	40,000	45,000
Souvenir Sales - City	2,647	2,000	2,500	2,500
Founder's Day	-	30,000	30,000	30,000
Property Damage Claims	991	20,000	-	-
Grant Revenues	-	250,000	85,500	-
Funds Transferred In	-	-	300,000	-
Total General Fund Revenues	12,429,623	12,151,567	13,831,211	13,821,951



FY 2022/23 & FY 2023/24 Biennial Budget City of Lomita Revenue Summary by Fund

	Actual FY 2020/21	Amended FY 2021/22	Proposed FY 2022/23	Proposed FY 2023/24
Other Fund Revenues				
OPEB Trust	100,282	4,000	1,000	1,000
Pension Stabilization	112,718	5,000	2,000	2,000
Economic Development	200,000	-	-	95,000
General Plan Update	100,000	100,000	200,000	200,000
State Gas Tax	881,259	976,806	1,064,006	1,093,431
Measure R Local Return	261,643	268,159	313,089	321,291
Measure R Hwy	159,588	106,537	-	-
Measure M	295,848	297,580	352,434	360,463
Measure W	225,275	225,000	225,000	225,000
American Rescue Plan	-	2,430,488	2,430,488	-
CDBG	206,767	271,540	148,379	148,379
Lomita Housing Authority	34,271	-	-	-
Proposition A	426,695	448,976	526,451	537,420
Proposition C	349,155	374,212	418,452	426,721
Transportation Dev. Act	12,277	68,661	13,226	13,843
Air Quality MD AB2766	40,211	27,000	26,300	26,500
Landscape Maint. Dist. #1	11,685	11,738	11,738	22,045
Park Facilities Fee	143,286	142,500	5,500	6,000
Park Athletic	5,969	56,000	54,500	55,000
Park Grant	-	-	272,000	-
Lomita Manor Development	683,682	461,048	468,542	461,048
Cleep	12	150	100	150
Capital Improvement	377,193	1,500	1,000	1,500
Streets Improvement	501,444	215,000	753,000	755,000
Facilities Improvement	200,000	-	100,000	850,000
Water Operations	6,539,715	6,285,000	6,434,500	6,641,080
Water Capital	1,674,030	4,382,428	5,935,404	3,835,000
Equipment Replacement	503,983	183,430	300,500	300,500
Park Equipment Replacement	400,000	-	100,000	100,000
Sewer Replacement	500,000	-	-	100,000
Railroad Museum Foundation	-	15,000	15,000	15,000
Tom Rico Memorial	-	1,000	1,000	1,000
Total Other Fund Revenues	14,946,988	17,358,753	20,173,609	16,594,371
Total All City Funds Revenues	27,376,611	29,510,320	34,004,820	30,416,322



FY 2022/23 & FY 2023/24 Biennial Budget City of Lomita Expenditure Summary by Fund

	Actual FY 2020/21	Amended FY 2021/22	Proposed FY 2022/23	Proposed FY 2023/24
General Fund				
Expenditures by Dept.:				
City Council	29,156	44,115	56,580	56,697
City Attorney	119,260	255,000	200,000	165,000
City Manager	701,519	856,586	855,115	881,332
City Clerk	321,237	244,675	376,994	326,386
Administrative Services	545,810	549,533	600,491	621,800
Human Resources	666,999	776,140	868,324	902,377
Law Enforcement	3,654,514	3,853,589	4,125,033	4,182,369
Emergency Operations	179,510	95,000	113,000	15,000
Safety Enforcement	246,223	336,925	382,647	404,057
Animal Control	57,524	90,000	90,000	90,000
Planning	678,092	969,360	856,733	906,151
Economic Development	7,898	31,500	35,500	35,500
Information Technology	196,624	673,005	672,148	352,151
Public Works Administration	251,930	350,754	361,040	383,055
Public Works - Streets	210,920	314,177	289,615	309,560
Recreation & Facilities Admin	576,932	668,418	709,514	750,322
Recreation	469,520	782,658	884,691	917,525
Lomita Presents	33,614	103,392	170,420	170,669
Park Maintenance	329,145	586,410	593,674	625,960
Railroad Museum	11,512	86,900	63,927	65,903
Transfers to Other Funds	3,023,260	482,930	1,500,000	1,645,000
Total General Fund Expenditures	12,311,199	12,151,067	13,805,446	13,806,814



FY 2022/23 & FY 2023/24 Biennial Budget City of Lomita Expenditure Summary by Fund

	Actual FY 2020/21	Amended FY 2021/22	Proposed FY 2022/23	Proposed FY 2023/24
Other Fund Expenditures				
Gas Tax	711,518	711,252	1,336,270	1,239,160
Measure R Local Return	389,528	160,680	787,698	355,680
Measure M	43,328	100,000	1,076,949	300,000
Measure W	117,045	225,000	299,500	249,500
American Rescue Plan	-	1,439,512	2,132,988	1,288,476
CDBG	206,765	271,540	148,379	148,379
Lomita Housing Authority	34,271	-	-	-
Proposition A	102,876	183,189	395,330	397,456
Proposition C	25,448	30,500	100,000	250,000
Transportation Dev. Act	12,296	68,661	13,226	13,843
Air Quality MD AB2766	27,255	31,500	35,000	35,000
Landscape Maint. Dist. #1	9,844	10,202	23,000	23,000
Park Athletic	5,135	41,236	52,020	52,297
Park Grant Fund	-	120,000	250,000	-
Lomita Manor Development	554,832	446,230	468,542	461,048
Capital Improvement	177,090	40,000	75,000	-
Streets Improvement	51,013	125,000	1,389,620	775,000
Facilities Improvement	-	-	9,000	1,205,000
Water Operations	5,764,712	6,657,872	6,917,772	7,158,412
Water Capital	982,155	3,274,838	6,931,024	3,317,134
Equipment Replacement	19,454	199,000	200,000	200,000
Park Equipment Replacement	-	-	515,000	-
Sewer Replacement	-	-	125,000	-
Railroad Museum Foundation	-	15,000	15,000	15,000
Tom Rico Memorial	1,750	5,000	-	-
Total Other Fund Expenditures	9,236,315	14,156,212	23,296,318	17,484,385
Total All City Funds Expenditures	21,547,514	26,307,279	37,101,764	31,291,199

**CITY MANAGER'S
DEPARTMENT**

CITY OF LOMITA FY 2021-2022 ACCOMPLISHMENTS

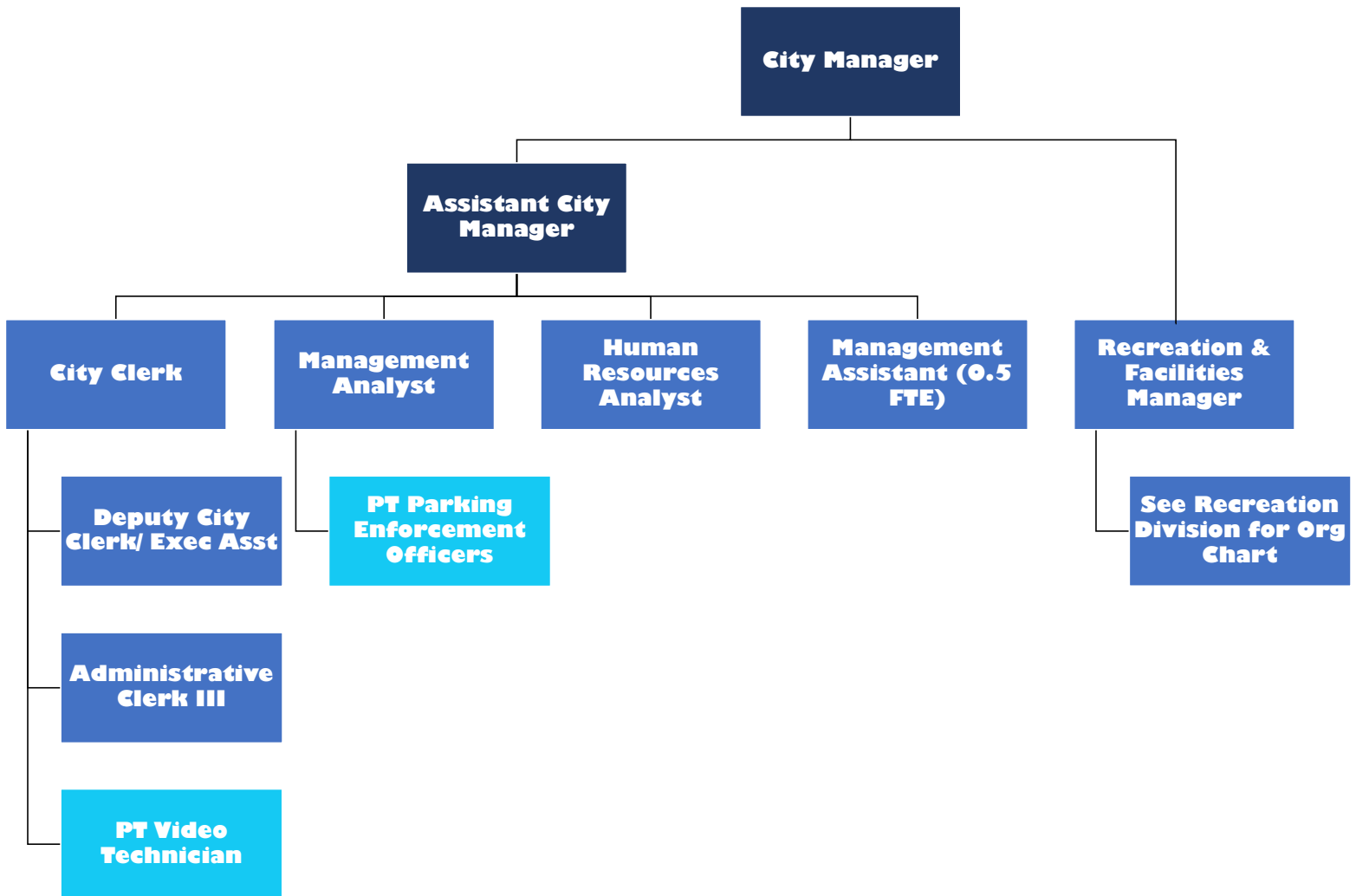
CITY MANAGER'S DEPARTMENT

In FY 20-21 the City Manager's Department consisted of the City Council and City Attorney, and offices of City Manager, City Clerk (including Dial-A-Ride), Information Technology Services, Human Resources, Economic Development, Parking Enforcement, Housing Authority, CDBG, Animal Control and Oversight of the Sheriff's Department Contract. The City Council is the legislative body and addresses the current and future needs of the City and its residents by adopting policies which promote the best interest of the community. The City Council, together with the offices of the City Manager, City Clerk and City Attorney has accomplished the following for FY 2020-21:

- The City Council appointed a new Mayor and Mayor Pro Tem in December 2020. Mark Waronek was appointed Mayor for a one-year term and Cindy Segawa was appointed Mayor Pro Tem.
- City voters elected new two Councilmembers in November 2020 – Bill Uphoff and Barry Waite.
- Successfully facilitated the passage of Measure L (a ¾ cent sales tax) that will generate an additional \$1.3 to \$1.6 million annually to stabilize the City's budget. This amounts to an approximate 15% increase to the City's current annual general fund revenues.
- Projected to receive \$3.8 million from the American Rescue Plan and beginning to develop a spending plan with the City Council.
- Received \$253,721 in CARES Act funding to offset unanticipated costs associated with the Covid-19 pandemic including providing one-time business assistance grant funding for small businesses.
- Received a grant from FEMA in the amount of \$1.1 million for the 246th Street Area Water Main Replacement project.
- Applied for grant funding through Congressperson Waters office for \$940,000 for two water-related capital improvement projects.
- Completed a Council goal-setting exercise with the assistance of Tripepi/Smith and Associates in March 2021.
- Presented and adopted the annual budget for FY 2020-21 in June 2020 and completed a mid-year budget review for FY 2020-21 with the City Council in February 2021.
- Successfully implemented an electronic onboarding process for new hires using ADP software.

- Partnered with Shuster Advisory Group, LLC and successfully negotiated reduced administration fees and improved investment selection with ICMA-RC, the City's Deferred Compensation administrator.
- Hired a new Community and Economic Development Director.
- Partnered with Keenan and Associates to conduct a virtual employee benefits fair.
- The City Council, in coordination with the City Manager's Office, continued to communicate formal positions on proposed bills to our state and federal representatives, based on the Council's Legislative Platform.
- Partnered with the Lomita Chamber of Commerce to present the 2020 State of the City Program virtually highlighting recent and upcoming projects across the City.
- Began IT infrastructure improvements to enhance cyber security.
- Continued to increase the City's social media presence on Facebook and Instagram.
- Created and distributed a bi-weekly e-newsletter with updates on Council actions, City projects, and City programs.
- Promoted the 2020 State of the City address on the City's website and social media platforms.
- A local emergency was proclaimed in the City of Lomita in response to the COVID-19 pandemic and the Emergency Operations Center was activated to monitor the situation and coordinate resources, information, and communication with essential agency representatives in response to the public health threat.
- Continue to manage an alert and warning notification system with 12 other cities known as Alert South Bay. Continue implementation of the Everbridge Mass Notification System as part of the South Bay Multijurisdictional Notification System Pilot Program.
- Executed an agreement for consultant services for the preparation of a comprehensive Safety Element update after being awarded a FEMA Hazard Mitigation Assistance Grant in the amount of \$63,525.65.
- Hired and trained three new parking enforcement officers.
- Modified content and format of the quarterly hardcopy newsletter due to COVID-19 related cancellation of recreational classes and events.

City Manager's Department Organization Chart





FY 2022/23 & FY 2023/24 Biennial Budget

City of Lomita

City Council

The City Council is a five member, non-partisan board. Councilmembers are elected to serve a four year term, while the Mayor and Mayor Pro Tem are appointed to serve a one year term. The City Council holds regular meetings to conduct the official business of the City and to assess community issues and concerns, appoints the City Manager, City Attorney and members of all advisory boards, commissions and committees; provides representation on regional organizations and associations and works with neighboring cities to address areas of mutual and regional concern; advocates the City's position on legislative issues that affect the community on the local, state and federal level; adopts the City's Annual Operating and Capital Improvement Project Budget, enacts laws and establishes policies to provide for the general welfare of the community; acts as the Board of Directors for the Lomita Housing Authority. The City Council makes all policy decisions, and adopts laws for the City. The City Council meets formally on the first and third Tuesday of each month.

Expenditures Summary

	Actual 2020/21	Amended 2021/22	Proposed 2022/23	Proposed 2023/24
Salaries & Benefits	24,633	24,428	28,083	28,096
Operating & Maintenance	7,232	22,355	31,494	31,601
Capital Outlay	-	-	-	-
Total Expenditures	31,865	46,783	59,577	59,697

Personnel Allocation

	Authorized 2021/22	Change	Authorized 2022/23
Councilmembers	5	-	5
Department Total	5	-	5



FY 2022/23 & FY 2023/24 Biennial Budget

City of Lomita City Council

		Actual	Amended	Proposed	Proposed
		FY 2020/21	FY 2021/22	FY 2022/23	FY 2023/24
100-General Fund					
Salaries & Benefits					
100-110-5105.000	Regular Salaries	21,177	21,060	21,060	21,060
100-110-5205.000	Health Insurance	-	-	1,820	1,820
100-110-5207.000	Medicare	329	316	316	316
100-110-5210.000	Workers' Compensation	666	609	485	487
100-110-5217.000	PERS Tier 3 (2%@62)	-	-	1,573	1,580
100-110-5224.000	PERS Tier 3 Unfunded Liability	-	-	21	23
Total Salaries & Benefits		22,172	21,985	25,275	25,286
Other Expenses					
100-110-5415.000	Communications	1,626	2,300	2,400	2,500
100-110-5430.000	Conferences and Meetings	1,597	17,000	25,000	25,000
100-110-5460.000	Insurance - Liability and Vehicle	2,220	2,030	1,705	1,711
Total Other Expenses		5,443	21,330	29,105	29,211
Supplies					
100-110-5505.000	Office Supplies and Expense	994	200	200	200
Total Supplies		994	200	200	200
Other Expenditures					
100-110-5755.000	Special Department Supplies	548	600	2,000	2,000
Total Other Expenditures		548	600	2,000	2,000
Total City Council - General Fund		29,157	44,115	56,580	56,697
510-Water Operations Fund					
Salaries & Benefits					
510-110-5105.000	Regular Salaries	2,353	2,340	2,340	2,340
510-110-5205.000	Health Insurance	-	-	202	202
510-110-5207.000	Medicare	34	35	35	35
510-110-5210.000	Workers' Compensation	74	68	54	54
510-110-5217.000	PERS Tier 3 (2%@62)	-	-	175	176
510-110-5224.000	PERS Tier 3 Unfunded Liability	-	-	2	3
Total Salaries & Benefits		2,461	2,443	2,808	2,810
Other Expenses					
510-110-5460.000	Insurance - Liability and Vehicle	247	225	189	190
Total Other Expenses		247	225	189	190
Total City Council - Water Operations Fund		2,708	2,668	2,997	3,000
Total City Council - General & Water Funds		31,865	46,783	59,577	59,697



FY 2022/23 & FY 2023/24 Biennial Budget
City of Lomita
City Council

Object No.	Budget Comment (Personnel)
5105	Salaries for 5 Councilmembers.
5205	Annual health care, vision, dental, life insurance, long-term care benefits and EAP services for employees.
5207	Medicare insurance benefits.
5210	Workers' Compensation insurance and claims.
5217	Retirement benefit costs for PERS Tier 3 employees (2% @ 62).
5224	Unfunded Accrued Liability costs for Tier 3 employees retirement benefit.

Budget Comment (Operations & Maintenance)	
5415	Communications expense.
5430	Travel and conference expense.
5460	California Joint Powers Insurance Authority (CJPIA) liability and vehicle coverage.
5505	Business cards and other office expenses.
5755	Special department expenses.



FY 2022/23 & FY 2023/24 Biennial Budget *City of Lomita*

City Attorney

The City of Lomita contracts with the firm of Best Best & Krieger for City Attorney services, with Christi Hugin serving as the primary City Attorney. This allows Lomita access to a full range of legal services that would not be otherwise available to a city the size of Lomita. The City Attorney, as chief legal advisor to the City, renders advice to the City Council, Commissions and Committees, and to City officers and employees. The City Attorney attends all City Council meetings and handles all lawsuits, matters and proceedings in which the City has a legal interest. The Attorney also prepares opinions, ordinances, resolutions, motions, contracts and other legal documents.

Expenditures Summary

	Actual 2020/21	Amended 2021/22	Proposed 2022/23	Proposed 2023/24
Salaries & Benefits	-	-	-	-
Operating & Maintenance	135,473	298,000	220,000	185,000
Capital Outlay	-	-	-	-
Total Expenditures	135,473	298,000	220,000	185,000



FY 2022/23 & FY 2023/24 Biennial Budget

City of Lomita

City Attorney

	Actual FY 2020/21	Amended FY 2021/22	Proposed FY 2022/23	Proposed FY 2023/24
100-General Fund				
Contract Services				
100-120-5305.000 Attorneys	119,260	255,000	200,000	165,000
Total Contract Services	119,260	255,000	200,000	165,000
Total City Attorney - General Fund	119,260	255,000	200,000	165,000
 510-Water Operations Fund				
Contract Services				
510-120-5305.000 Attorneys	16,213	43,000	20,000	20,000
Total Contract Services	16,213	43,000	20,000	20,000
Total City Attorney - Water Operations Fund	16,213	43,000	20,000	20,000
Total City Attorney - General & Water Funds	135,473	298,000	220,000	185,000



FY 2022/23 & FY 2023/24 Biennial Budget
City of Lomita
City Attorney

Object No.

Budget Comment (Operations & Maintenance)

5305

Expenses related to legal counsel services for the City Council, City Manager, and City Departments, representation of the City in litigation, expenses for lawsuits, settlements and audit findings, legal services related to code enforcement, and legal services related to the water treatment and distribution system.



FY 2022/23 & FY 2023/24 Biennial Budget

City of Lomita

City Manager

The City Manager serves as the chief executive officer for the City; assists the City Council in formulating and implementing policies and programs that are responsive to the needs of the community; manages human and financial resources; promotes economic stability; and acts as the Executive Director for the Lomita Housing Authority. The City Manager is responsible for the daily operations of City functions and staff. The City Manager's Office coordinates the fulfillment of policy and programs established by the City Council, and provides overall direction to departments that administer City programs and services; develops and implements strategic plans based on Council direction; and coordinates economic development, intergovernmental relations and public information efforts.

Expenditures Summary

	Actual 2020/21	Amended 2021/22	Proposed 2022/23	Proposed 2023/24
Salaries & Benefits	666,396	746,671	765,822	791,868
Operating & Maintenance	172,410	248,013	241,825	245,558
Capital Outlay	-	-	-	-
Total Expenditures	838,806	994,684	1,007,647	1,037,426

Personnel Allocation

	Authorized 2021/22	Change	Authorized 2022/23
City Manager	1.00	-	1.00
Assistant City Manager	1.00	-	1.00
Management Analyst	1.00	-	1.00
Administrative Analyst	1.00	-	1.00
Management Assistant	0.50	-	0.50
Department Total	4.50	-	4.50



FY 2022/23 & FY 2023/24 Biennial Budget

City of Lomita

City Manager

		Actual	Amended	Proposed	Proposed
		FY 2020/21	FY 2021/22	FY 2022/23	FY 2023/24
100-General Fund					
Salaries & Benefits					
100-125-5105.000	Regular Salaries	407,979	459,832	470,525	486,777
100-125-5205.000	Health Insurance	48,968	62,440	57,777	60,039
100-125-5207.000	Medicare	5,382	6,965	6,833	7,077
100-125-5210.000	Workers' Compensation	12,846	13,265	10,386	10,801
100-125-5215.000	PERS Tier 1 (2.5% @ 55)	14,563	23,889	20,188	21,485
100-125-5216.000	PERS Tier 2 (2% @ 60)	18,158	12,326	15,243	15,190
100-125-5217.000	PERS Tier 3 (2% @ 62)	5,020	7,482	7,592	8,019
100-125-5218.000	Auto Allowance	4,500	4,500	4,500	4,500
100-125-5222.000	PERS Tier 1 Unfunded Liability	20,519	26,172	27,785	29,501
100-125-5223.000	PERS Tier 2 Unfunded Liability	808	742	860	929
100-125-5224.000	PERS Tier 3 Unfunded Liability	568	386	522	602
Total Salaries & Benefits		539,311	617,999	622,211	644,920
Contract Services					
100-125-5345.000	Contractual Services	88,498	136,000	136,000	136,000
Total Contract Services		88,498	136,000	136,000	136,000
Other Expenses					
100-125-5415.000	Communications	-	850	900	950
100-125-5425.000	Dues and Memberships	27,005	29,000	30,000	31,000
100-125-5430.000	Conferences and Meetings	1,691	6,500	7,000	7,500
100-125-5435.000	Training and Education	665	500	500	500
100-125-5460.000	Insurance - Liability and Vehicle	42,837	44,237	36,504	37,962
Total Other Expenses		72,198	81,087	74,904	77,912
Other Expenditures					
100-125-5755.000	Special Department Supplies	1,511	21,500	22,000	22,500
Total Other Expenditures		1,511	21,500	22,000	22,500
Total City Manager - General Fund		701,518	856,586	855,115	881,332



FY 2022/23 & FY 2023/24 Biennial Budget

City of Lomita

City Manager

		Actual FY 2020/21	Amended FY 2021/22	Proposed FY 2022/23	Proposed FY 2023/24
510-Water Operations Fund					
Salaries & Benefits					
510-125-5105.000	Regular Salaries	97,296	97,766	110,227	112,577
510-125-5205.000	Health Insurance	11,747	11,660	12,138	12,462
510-125-5207.000	Medicare	1,325	1,466	1,653	1,689
510-125-5210.000	Workers' Compensation	3,059	2,826	2,538	2,602
510-125-5215.000	PERS Tier 1 (2.5% @ 55)	2,913	5,240	5,363	5,621
510-125-5216.000	PERS Tier 2 (2% @ 60)	5,749	4,109	5,081	5,063
510-125-5222.000	PERS Tier 1 Unfunded Liability	4,807	5,450	6,412	6,722
510-125-5223.000	PERS Tier 2 Unfunded Liability	189	155	199	212
Total Salaries & Benefits		127,085	128,672	143,611	146,948
Other Expenses					
510-125-5460.000	Insurance - Liability and Vehicle	10,203	9,426	8,921	9,146
Total Other Expenses		10,203	9,426	8,921	9,146
Total City Manager - Water Operations Fund		137,288	138,098	152,532	156,094
Total City Manager - General & Water Funds		838,806	994,684	1,007,647	1,037,426



FY 2022/23 & FY 2023/24 Biennial Budget
City of Lomita
City Manager

Object No.	Budget Comment (Personnel)
5105	Salaries for full-time personnel.
5205	Annual health care, vision, dental, life insurance, long-term care benefits and EAP services for employees.
5207	Medicare insurance benefits.
5210	Workers' Compensation insurance and claims.
5215	Retirement benefit costs for PERS Tier 1 employees (2.5% @ 55).
5216	Retirement benefit costs for PERS Tier 2 employees (2% @ 60).
5217	Retirement benefit costs for PERS Tier 3 employees (2% @ 62).
5218	Auto Allowance for City Manager.
5222	Unfunded Accrued Liability costs for Tier 1 employees retirement benefit.
5223	Unfunded Accrued Liability costs for Tier 2 employees retirement benefit.
5224	Unfunded Accrued Liability costs for Tier 3 employees retirement benefit.
Budget Comment (Operations & Maintenance)	
5345	Professional services as needed.
5415	Communications expense.
5425	Membership - ICMA (Intl City Management Association), League of California Cities; Contract Cities Assn; California City Management Foundation; SBCCOG; SCAG; Municipal Management Association of Southern California; and LAFCO.
5430	Travel and conference expense.
5435	Employee training.
5460	California Joint Powers Insurance Authority (CJPIA) liability and vehicle coverage.
5755	Special department expenses.



FY 2022/23 & FY 2023/24 Biennial Budget

City of Lomita

Human Resources

The Human Resources Division oversees the City's personnel system; administers the City's Personnel Ordinance and Personnel Rules; prepares and maintains the position classification, coordinates employee recruitment and the hiring process. Facilitates the City Safety Committee and schedules required employee training. Maintains employee personnel files and records related to Employee Benefits, Risk Management and Workers' Compensation programs.

Expenditures Summary

	Actual 2020/21	Amended 2021/22	Proposed 2022/23	Proposed 2023/24
Salaries & Benefits	740,331	835,599	1,018,474	1,062,681
Operating & Maintenance	79,891	132,946	60,748	62,346
Capital Outlay	-	-	-	-
Total Expenditures	820,222	968,545	1,079,222	1,125,027

Personnel Allocation

	Authorized 2021/22	Change	Authorized 2022/23
Human Resources Analyst	1.00	-	1.00
Department Total	1.00	-	1.00



FY 2022/23 & FY 2023/24 Biennial Budget

City of Lomita

Human Resources

		Actual	Amended	Proposed	Proposed
		FY 2020/21	FY 2021/22	FY 2022/23	FY 2023/24
100-General Fund					
Salaries & Benefits					
100-230-5105.000	Regular Salaries	43,818	46,392	51,318	52,968
100-230-5117.000	Leave Payout	82,012	100,000	150,000	150,000
100-230-5205.000	Health Insurance	5,227	7,322	7,971	8,588
100-230-5206.000	Health Insurance Retirees	185,027	160,000	200,000	200,000
100-230-5207.000	Medicare	1,733	696	770	795
100-230-5210.000	Workers' Compensation	1,363	1,341	1,182	1,224
100-230-5215.000	PERS Tier 1 (2.5%@55)	936	-	-	-
100-230-5216.000	PERS Tier 2 (2%@60)	562	-	-	-
100-230-5217.000	PERS Tier 3 (2%@62)	4,289	3,521	3,833	3,973
100-230-5220.000	Unemployment Insurance	-	5,747	5,789	5,847
100-230-5221.000	PERS Side Fund Payoff	-	-	-	-
100-230-5222.000	PERS Tier 1 Unfunded Liability	276,307	341,025	404,470	434,074
100-230-5223.000	PERS Tier 2 Unfunded Liability	1,575	2,501	1,373	1,501
100-230-5224.000	PERS Tier 3 Unfunded Liability	800	2,022	2,024	2,364
Total Salaries & Benefits		603,649	670,567	828,730	861,334
Contract Services					
100-230-5305.000	Attorneys	11,114	25,000	20,000	20,000
100-230-5340.000	Professional Services	28,150	66,000	7,000	8,000
100-230-5345.000	Contractual Services	11,486	4,400	3,600	3,700
Total Contract Services		50,750	95,400	30,600	31,700
Other Expenses					
100-230-5410.000	Advertising	-	2,500	-	-
100-230-5425.000	Dues and Memberships	219	1,100	1,200	1,300
100-230-5430.000	Conferences and Meetings	840	1,100	1,200	1,300
100-230-5460.000	Insurance - Liability and Vehicle	6,541	4,473	4,154	4,303
Total Other Expenses		7,600	9,173	6,554	6,903
Other Expenditures					
100-230-5755.000	Special Department Supplies	5,001	1,000	2,440	2,440
Total Other Expenditures		5,001	1,000	2,440	2,440
Total Human Resources - General Fund		667,000	776,140	868,324	902,377



FY 2022/23 & FY 2023/24 Biennial Budget

City of Lomita

Human Resources

		Actual FY 2020/21	Amended FY 2021/22	Proposed FY 2022/23	Proposed FY 2023/24
510-Water Operations Fund					
Salaries & Benefits					
510-230-5105.000	Regular Salaries	43,818	46,392	51,318	52,968
510-230-5205.000	Health Insurance	4,247	7,322	7,971	8,588
510-230-5207.000	Medicare	633	696	770	795
510-230-5210.000	Workers' Compensation	1,363	1,341	1,182	1,224
510-230-5217.000	PERS Tier 3 (2%@62)	3,317	3,521	3,833	3,973
510-230-5220.000	State Unemployment Insurance	-	2,517	2,799	2,939
510-230-5221.000	PERS Side Fund Payoff	-	-	-	-
510-230-5222.000	PERS Tier 1 Unfunded Liability	82,533	101,865	120,816	129,659
510-230-5223.000	PERS Tier 2 Unfunded Liability	470	747	410	448
510-230-5224.000	PERS Tier 3 Unfunded Liability	301	631	645	753
Total Salaries & Benefits		136,682	165,032	189,744	201,347
Contract Services					
510-230-5305.000	Attorneys	8,564	10,000	10,000	10,000
510-230-5340.000	Professional Services	1,931	10,000	5,000	5,000
510-230-5345.000	Contractual Services	538	2,900	2,000	2,000
Total Contract Services		11,033	22,900	17,000	17,000
Other Expenses					
510-125-5460.000	Insurance - Liability and Vehicle	5,507	4,473	4,154	4,303
Total Other Expenses		5,507	4,473	4,154	4,303
Total Human Resources - Water Operations Fund		153,222	192,405	210,898	222,650
Total Human Resources - General & Water Funds		820,222	968,545	1,079,222	1,125,027



FY 2022/23 & FY 2023/24 Biennial Budget

City of Lomita

Human Resources

Object No.	Budget Comment (Personnel)
5105	Salaries for full-time personnel.
5117	Leave payouts for vacation, executive and administrative leave for all employees.
5205	Annual health care, vision, dental, life insurance, long-term care benefits and EAP services for employees.
5206	Annual costs associated with health care benefits of retired City employees.
5207	Medicare insurance benefits.
5210	Workers' Compensation insurance and claims.
5215	Retirement benefit costs for PERS Tier 1 employees (2.5% @ 55).
5216	Retirement benefit costs for PERS Tier 2 employees (2% @ 60).
5217	Retirement benefit costs for PERS Tier 3 employees (2% @ 62).
5220	Unemployment insurance for all city departments.
5221	PERS Side Fund Payoff.
5222	Unfunded Accrued Liability costs for Tier 1 employees retirement benefit.
5223	Unfunded Accrued Liability costs for Tier 2 employees retirement benefit.
5224	Unfunded Accrued Liability costs for Tier 3 employees retirement benefit.

Budget Comment (Operations & Maintenance)

5305	Legal services related to complex personnel matters. LEA Negotiations.
5340	NEOGOV human resource management software.
5345	ICMA membership for part-time employees (paid quarterly); Department of Justice Fingerprinting services; Employment physicals administered by Concerta Medical Group; First aid treatment for employees.
5410	Personnel recruitment advertising for all departments.
5425	Dues for trade organization memberships.
5430	Travel and conference expense.
5460	California Joint Powers Insurance Authority (CJPIA) liability and vehicle coverage.
5755	Employee Recognition Program awards; recruitment and interview panel related expenses.



FY 2022/23 & FY 2023/24 Biennial Budget

City of Lomita

City Clerk

The City Clerk's Department is responsible for the preparation and distribution of City Council and Housing Authority agendas; maintains accurate records and legislative history of the City Council, Commissions and Committees actions; maintains the Municipal Code, conducts municipal elections; acts as filing officer for FPPC and provides safekeeping and storage of the City's official records and archives and provides record retrieval for all City departments as well as the public and performs all functions of the City Clerk's office in accordance with law.

Expenditures Summary

	Actual 2020/21	Amended 2021/22	Proposed 2022/23	Proposed 2023/24
Salaries & Benefits	262,250	238,431	296,232	307,186
Operating & Maintenance	112,879	62,422	137,997	78,708
Capital Outlay	-	-	-	-
Total Expenditures	375,129	300,853	434,229	385,894

Personnel Allocation

	Authorized 2021/22	Change	Authorized 2022/23
City Clerk	0.87	-	0.87
Deputy City Clerk	0.90	-	0.90
Administrative Clerk III	0.70	-	0.70
Department Total	2.47	-	2.47



FY 2022/23 & FY 2023/24 Biennial Budget

City of Lomita

City Clerk

		Actual	Amended	Proposed	Proposed
		FY 2020/21	FY 2021/22	FY 2022/23	FY 2023/24
100-General Fund					
Salaries & Benefits					
100-130-5105.000	Regular Salaries	161,135	144,106	180,421	185,837
100-130-5115.000	Overtime	20	1,500	1,500	1,500
100-130-5205.000	Health Insurance	25,543	22,073	26,211	28,162
100-130-5207.000	Medicare	2,406	2,184	2,729	2,810
100-130-5210.000	Workers' Compensation	5,514	4,210	4,189	4,330
100-130-5215.000	PERS Tier 1 (2.5%@55)	2,054	-	4,199	4,279
100-130-5216.000	PERS Tier 2 (2%@60)	5,350	4,667	4,962	5,253
100-130-5217.000	PERS Tier 3 (2%@62)	7,494	6,843	6,613	6,726
100-130-5222.000	PERS Tier 1 Unfunded Liability	2,060	-	10,808	11,474
100-130-5223.000	PERS Tier 2 Unfunded Liability	350	233	335	361
100-130-5224.000	PERS Tier 3 Unfunded Liability	246	121	203	234
Total Salaries & Benefits		212,172	185,937	242,170	250,966
Other Expenses					
100-130-5410.000	Advertising	4,517	2,500	6,000	6,000
100-130-5420.000	Mileage Reimbursement	44	300	300	300
100-130-5425.000	Dues and Memberships	885	1,300	1,400	1,500
100-130-5430.000	Conferences and Meetings	60	1,600	3,400	3,400
100-130-5435.000	Training and Education	1,159	1,000	1,000	1,000
100-130-5445.000	Elections	42,241	-	60,000	-
100-130-5460.000	Insurance - Liability and Vehicle	18,388	14,038	14,724	15,220
Total Other Expenses		67,294	20,738	86,824	27,420
Supplies					
100-130-5505.000	Office Supplies and Expense	9,456	12,000	12,000	12,000
Total Supplies		9,456	12,000	12,000	12,000
Repairs & Maintenance					
100-130-5710.000	Equipment Maintenance	1,238	2,000	2,000	2,000
Total Repairs & Maintenance		1,238	2,000	2,000	2,000
Other Expenditures					
100-130-5750.000	Contributions to Agencies	6,000	6,000	6,000	6,000
100-130-5755.000	Special Department Supplies	25,078	18,000	28,000	28,000
Total Other Expenditures		31,078	24,000	34,000	34,000
Total City Clerk - General Fund		321,238	244,675	376,994	326,386



FY 2022/23 & FY 2023/24 Biennial Budget

City of Lomita

City Clerk

		Actual FY 2020/21	Amended FY 2021/22	Proposed FY 2022/23	Proposed FY 2023/24
510-Water Operations Fund					
Salaries & Benefits					
510-130-5105.000	Regular Salaries	37,216	38,287	39,197	40,469
510-130-5205.000	Health Insurance	5,926	6,822	7,372	7,925
510-130-5207.000	Medicare	506	574	588	607
510-130-5210.000	Workers' Compensation	1,143	1,105	903	935
510-130-5215.000	PERS Tier 1 (2.5%@55)	890	907	958	976
510-130-5216.000	PERS Tier 2 (2%@60)	1,174	1,167	1,241	1,313
510-130-5217.000	PERS Tier 3 (2%@62)	1,220	1,312	1,268	1,290
510-130-5222.000	PERS Tier 1 Unfunded Liability	1,877	2,224	2,414	2,572
510-130-5223.000	PERS Tier 2 Unfunded Liability	74	63	75	81
510-130-5224.000	PERS Tier 3 Unfunded Liability	52	33	46	52
Total Salaries & Benefits		50,078	52,494	54,062	56,220
Other Expenses					
510-130-5460.000	Insurance - Liability and Vehicle	3,813	3,684	3,173	3,288
Total Other Expenses		3,813	3,684	3,173	3,288
Total City Clerk - Water Operations Fund		53,891	56,178	57,235	59,508
Total City Clerk - General & Water Funds		375,129	300,853	434,229	385,894



FY 2022/23 & FY 2023/24 Biennial Budget

City of Lomita

City Clerk

Object No.	Budget Comment (Personnel)
5105	Salaries for full-time personnel.
5115	Salaries for overtime as necessary.
5205	Annual health care, vision, dental, life insurance, long-term care benefits and EAP services for employees.
5207	Medicare insurance benefits.
5210	Annual Workers' Compensation insurance and claims.
5215	Retirement benefit costs for PERS Tier 1 employees (2.5% @ 55).
5216	Retirement benefit costs for PERS Tier 2 employees (2% @ 60).
5217	Retirement benefit costs for PERS Tier 3 employees (2% @ 62).
5222	Unfunded Accrued Liability costs for Tier 1 employees retirement benefit.
5223	Unfunded Accrued Liability costs for Tier 2 employees retirement benefit.
5224	Unfunded Accrued Liability costs for Tier 3 employees retirement benefit.

Budget Comment (Operations & Maintenance)

5410	Advertising of Ordinances and Public Notices.
5415	Communications expense.
5420	Mileage Reimbursement.
5425	Membership - CCAC (City Clerks Assn. Calif.) & IIMC (Intl Institute of Municipal Clerks).
5430	Travel and conference expense.
5435	Employee training.
5445	Cost for municipal elections.
5460	California Joint Powers Insurance Authority (CJPIA) liability and vehicle coverage.
5505	Office supplies; postage.
5710	Postage machine rental and maintenance.
5750	\$1,500 for Lomita Sister City Association, \$1,000 for Lomita Little League, \$1,000 for Torrance - Lomita Meals on Wheels, and \$2,500 for the Lomita Chamber of Commerce.
5755	Includes the souvenir inventory; engraving; codification; availability of code on website; Employee service awards; Employee appreciation luncheon; newspaper subscriptions; coffee and supplies.



FY 2022/23 & FY 2023/24 Biennial Budget *City of Lomita*

Law Enforcement

The City contracts for law enforcement with the Los Angeles County Sheriff's Department. The Sheriff's Department is responsible for providing for the safety, well being, and physical protection of local residents, businesses, visitors and property rights, on a daily basis, in addition to assuming a leading role in disaster and emergency response.

Expenditures Summary

	Actual 2020/21	Amended 2021/22	Proposed 2022/23	Proposed 2023/24
Salaries & Benefits	-	-	-	-
Operating & Maintenance	3,690,718	3,856,589	4,128,033	4,185,369
Capital Outlay	18,224	3,500	-	-
Total Expenditures	3,708,942	3,860,089	4,128,033	4,185,369



FY 2022/23 & FY 2023/24 Biennial Budget

City of Lomita

Law Enforcement

	Actual FY 2020/21	Amended FY 2021/22	Proposed FY 2022/23	Proposed FY 2023/24
100-General Fund				
Contract Services				
100-330-5320.000 Sheriff Contract	3,073,190	3,131,488	3,383,927	3,417,766
100-330-5321.000 Core Deputy	201,220	332,504	335,829	339,187
100-330-5323.000 Liability Trust Fund	361,575	383,597	402,777	422,916
Total Contract Services	3,635,985	3,847,589	4,122,533	4,179,869
Repairs & Maintenance				
100-330-5710.000 Equipment Maintenance	140	2,000	2,000	2,000
Total Repairs & Maintenance	140	2,000	2,000	2,000
Other Expenditures				
100-330-5755.000 Special Department Supplies	165	500	500	500
Total Other Expenditures	165	500	500	500
Capital Outlay				
100-330-5825.000 Equipment Over \$5k	18,224	3,500	-	-
Total Capital Outlay	18,224	3,500	-	-
Total Law Enforcement - General Fund	3,654,514	3,853,589	4,125,033	4,182,369
235-Air Quality MD AB2766				
Repairs & Maintenance				
235-330-5710.000 Equipment Maintenance	-	3,000	3,000	3,000
Total Repairs & Maintenance	-	3,000	3,000	3,000
Total Law Enforcement - Air Quality MD AB2766	-	3,000	3,000	3,000
Total Law Enforcement - General & AQMD Funds	3,690,718	3,856,589	4,128,033	4,185,369



FY 2022/23 & FY 2023/24 Biennial Budget

City of Lomita

Law Enforcement

Object No.	Budget Comment (Operations & Maintenance)
5320	Contract Sheriff services. Includes 11% for the Liability Trust Fund.
5321	Community Resources (CORE) Deputy, compensated with COPS funding, JAG funding (when available), and General Fund.
5323	Liability Trust Fund
5710	Radar repair (radars need to be calibrated regularly - General Fund); maintenance of patrol bicycles (AQMD Fund).
5755	Printing charges; Booking charges; County Jail & District Attorney Costs; Sheriff Arrests.



FY 2022/23 & FY 2023/24 Biennial Budget *City of Lomita*

Emergency Operations

To provide emergency management compliance with the National Incident Management Response (NIMS) reporting system. Coordinate efforts to equip the Emergency Operations Center (EOC).

Expenditures Summary

	Actual 2020/21	Amended 2021/22	Proposed 2022/23	Proposed 2023/24
Operating & Maintenance	179,510	95,000	113,000	15,000
Total Expenditures	179,510	95,000	113,000	15,000



FY 2022/23 & FY 2023/24 Biennial Budget

City of Lomita

Emergency Operations

		Actual	Amended	Proposed	Proposed
		FY 2020/21	FY 2021/22	FY 2022/23	FY 2023/24
100-General Fund					
Contract Services					
100-333-5340.000	Professional Services	45,334	51,000	109,000	11,000
100-333-5340.139	Covid-19 Professional Services	116,276	20,000	-	-
Total Contract Services		161,610	71,000	109,000	11,000
Supplies					
100-333-5520.139	Covid-19 Supplies	17,900	20,000	-	-
Total Supplies		17,900	20,000	-	-
Other Expenditures					
100-333-5755.000	Special Department Supplies	-	4,000	4,000	4,000
Total Other Expenditures		-	4,000	4,000	4,000
Total Emergency Operations - General Fund		179,510	95,000	113,000	15,000



FY 2022/23 & FY 2023/24 Biennial Budget

City of Lomita

Emergency Operations

Object No.	Budget Comment (Operations & Maintenance)
5340	City's share of compensation to Area G Disaster Management Area Coordinator (DMAC); Consulting services for Local Hazard Mitigation Plan and Emergency Operations Plan updates. For participation in the Multi-Jurisdictional Notification System South Bay Pilot Program with Everbridge, Inc. Safety Element. Covid-19.
5430.139	Emergency communications and community outreach in response to Covid-19
5520.139	Supplies, in response to Covid-19.
5755	Funds for CERT Team materials and supplies; live scan costs for CERT volunteers.



FY 2022/23 & FY 2023/24 Biennial Budget *City of Lomita*

Safety Enforcement

Parking enforcement provides enforcement of municipal parking regulations, including regulations related to the street sweeping program.

Crossing guards are provided at four intersections serving both Lomita Magnet and Eshelman Elementary Schools.

Expenditures Summary

	Actual 2020/21	Amended 2021/22	Proposed 2022/23	Proposed 2023/24
Salaries & Benefits	98,307	107,643	141,331	146,835
Operating & Maintenance	147,916	229,282	241,316	257,222
Capital Outlay	-	-	-	-
Total Expenditures	246,223	336,925	382,647	404,057

Personnel Allocation

	Authorized 2021/22	Change	Authorized 2022/23
Management Analyst	0.50	-	0.50
Part-time Salaries (Parking Enforcement Officers)	1.45	-	1.45
Department Total	1.95	-	1.95



FY 2022/23 & FY 2023/24 Biennial Budget

City of Lomita

Safety Enforcement

		Actual	Amended	Proposed	Proposed
		FY 2020/21	FY 2021/22	FY 2022/23	FY 2023/24
100-General Fund					
Salaries & Benefits					
100-335-5105.000	Regular Salaries	32,715	32,925	50,670	51,678
100-335-5110.000	Part-Time Salaries	46,649	53,304	70,614	74,147
100-335-5115.000	Overtime	-	-	-	-
100-335-5205.000	Health Insurance	8,298	9,100	9,044	9,689
100-335-5207.000	Medicare	985	1,293	1,819	1,887
100-335-5210.000	Workers' Compensation	2,285	2,484	2,793	2,908
100-335-5215.000	PERS Tier 1 (2.5%@55)	3,903	3,977	-	-
100-335-5216.000	PERS Tier 2 (2%@60)	-	-	6,187	6,305
100-335-5222.000	PERS Tier 1 Unfunded Liability	3,472	4,560	-	-
100-335-5223.000	PERS Tier 2 Unfunded Liability	-	-	204	221
Total Salaries & Benefits		98,307	107,643	141,331	146,835
Contract Services					
100-335-5345.000	Contractual Services	41,677	110,000	115,000	125,000
Total Contract Services		41,677	110,000	115,000	125,000
Other Expenses					
100-335-5460.000	Insurance - Liability and Vehicle	7,618	8,282	9,816	10,222
100-335-5465.000	Court Fees	94,879	105,000	110,000	115,000
Total Other Expenses		102,497	113,282	119,816	125,222
Supplies					
100-335-5505.000	Office Supplies and Expense	937	500	500	500
100-335-5515.000	Uniform Expense	518	500	500	500
Total Supplies		1,455	1,000	1,000	1,000
Repairs & Maintenance					
100-335-5710.000	Equipment Maintenance	1,195	3,000	3,500	4,000
100-335-5720.000	Fuel	1,092	2,000	2,000	2,000
Total Repairs & Maintenance		2,287	5,000	5,500	6,000
Total Safety Enforcement - General Fund		246,223	336,925	382,647	404,057



FY 2022/23 & FY 2023/24 Biennial Budget

City of Lomita

Safety Enforcement

Object No.	Budget Comment (Personnel)
5105	Salaries for full-time personnel.
5110	Salaries for Parking Enforcement Officers.
5205	Annual health care, vision, dental, life insurance, long-term care benefits and EAP services for employees.
5207	Medicare insurance benefits.
5210	Annual Workers' Compensation insurance and claims.
5215	Retirement benefit costs for PERS Tier 1 employees (2.5% @ 55).
5222	Unfunded Accrued Liability costs for Tier 1 employees retirement benefit.
Budget Comment (Operations & Maintenance)	
5345	Annual cost of Parking Ticket System services. Crossing Guard Contract with All City Management Services.
5420	Mileage reimbursement.
5460	California Joint Powers Insurance Authority (CJPIA) liability and vehicle coverage.
5465	Parking citation portion of fines remitted to South Bay Municipal Court, currently at \$12.50 per violation.
5505	Printing supplies and cartridges.
5515	Safety clothing for crossing guards and parking enforcement.
5710	Maintenance on parking enforcement vehicles.
5720	Fuel for parking enforcement vehicles: one standard fuel, one alternative fuel.



FY 2022/23 & FY 2023/24 Biennial Budget *City of Lomita*

Information Technology

The Special Projects Coordinator/IT Manager manages the computer consulting firm for configuration, installation, and operation of network and computer workstations; repair of hardware and software for desktop and notebook computers, network servers, and telephone related equipment. Evaluates and purchases computer related capital equipment for various departments. Orders and maintains toner supply inventory for laser printers within City Hall.

Expenditures Summary

	Actual 2020/21	Amended 2021/22	Proposed 2022/23	Proposed 2023/24
Salaries & Benefits	638	-	-	-
Operating & Maintenance	311,878	339,654	365,699	365,704
Capital Outlay	-	101,900	390,000	70,000
Total Expenditures	312,516	441,554	755,699	435,704



FY 2022/23 & FY 2023/24 Biennial Budget

City of Lomita

Information Technology

		Actual	Amended	Proposed	Proposed
		FY 2020/21	FY 2021/22	FY 2022/23	FY 2023/24
100-General Fund					
Contract Services					
100-440-5345.000	Contractual Services	110,673	151,960	190,000	190,000
Total Contract Services		110,673	151,960	190,000	190,000
Other Expenses					
100-440-5415.000	Communications	31,599	25,000	25,000	25,000
100-440-5435.000	Training and Education	-	5,000	5,000	5,000
100-440-5460.000	Insurance - Liability and Vehicle	158	145	148	151
Total Other Expenses		31,757	30,145	30,148	30,151
Supplies					
100-440-5505.000	Office Supplies and Expense	66	-	-	-
100-440-5520.000	Supplies	-	1,000	1,000	1,000
100-440-5525.000	Equipment Under \$5k	36,019	42,000	30,000	30,000
Total Supplies		36,085	43,000	31,000	31,000
Rentals					
100-440-5605.000	Rents and Leases	17,488	16,000	16,000	16,000
Total Rentals		17,488	16,000	16,000	16,000
Repairs & Maintenance					
100-440-5710.000	Equipment Maintenance	-	15,000	15,000	15,000
Total Repairs & Maintenance		-	15,000	15,000	15,000
Capital Outlay					
100-440-5825.000	Equipment Over \$5k	-	101,900	390,000	70,000
Total Capital Outlay		-	101,900	390,000	70,000
Total Information Technology - General Fund		196,625	358,005	672,148	352,151



FY 2022/23 & FY 2023/24 Biennial Budget

City of Lomita

Information Technology

		Actual	Amended	Proposed	Proposed
		FY 2020/21	FY 2021/22	FY 2022/23	FY 2023/24
510-Water Operations Fund					
Contract Services					
510-440-5345.000	Contractual Services	75,594	50,000	50,000	50,000
Total Contract Services		75,594	50,000	50,000	50,000
Other Expenses					
510-440-5415.000	Communications	25,621	20,000	20,000	20,000
510-440-5460.000	Insurance - Liability and Vehicle	53	49	51	53
Total Other Expenses		25,674	20,049	20,051	20,053
Supplies					
510-440-5520.000	Supplies	-	500	500	500
510-440-5525.000	Equipment Under \$5k	14,607	8,000	8,000	8,000
Total Supplies		14,607	8,500	8,500	8,500
Repairs & Maintenance					
510-440-5710.000	Equipment Maintenance	-	5,000	5,000	5,000
Total Repairs & Maintenance		-	5,000	5,000	5,000
Total Information Technology - Water Operations Fund		115,891	83,549	83,551	83,553
Total Information Technology - General & Water Funds		312,516	441,554	755,699	435,704



FY 2022/23 & FY 2023/24 Biennial Budget *City of Lomita* *Information Technology*

Object No.	Budget Comment (Personnel)
5105	Salaries for full-time personnel.
5110	Salaries for part-time personnel to videotape all City Council meetings.
5205	Annual health care, vision, dental, life insurance, long-term care benefits and EAP services for employees.
5207	Medicare insurance benefits.
5210	Workers' Compensation insurance and claims.
5215	Retirement benefit costs for PERS Tier 1 employees (2.5% @ 55).
5222	Unfunded Accrued Liability costs for Tier 1 employees retirement benefit.
Budget Comment (Operations & Maintenance)	
5345	Annual contractual IT-related services including webcast maintenance contract (Granicus), cost of annual maintenance to the City's website, monthly IT service (NUMA Technology), email hosting, internet services, anti-virus annual maintenance (VM Ware), LaserFiche (ECS Imaging) annual fee, Disaster Recovery and Cyber Security.
5415	Citywide telephone charges.
5430	Travel and conference expenses.
5460	California Joint Powers Insurance Authority (CJPIA) liability and vehicle coverage.
5505	Office supplies.
5520	Replacement monitors, cables, network boards, printers and non-capital equipment under \$500.
5525	Equipment \$5K or under.
5605	Annual cost of leasing copier.
5710	Computer maintenance; annual telephone maintenance contract (Broad Based Communications); miscellaneous unforeseen IT-related items.
Budget Comment (Capital Outlay)	
5825, 5826	Equipment Over \$5K; Includes Disaster Recovery of servers, some files and programs; includes first time set up and first year maintenance, Laserfiche Upgrades, Council Chamber Audio/Visual Upgrades.



FY 2022/23 & FY 2023/24 Biennial Budget *City of Lomita*

Animal Control

The department oversees the Animal Control contract with the County of Los Angeles Animal Care and Control.

Expenditures Summary

	Actual 2020/21	Amended 2021/22	Adopted 2022/23	Proposed 2023/24
Salaries & Benefits	-	-	-	-
Operating & Maintenance	57,524	90,000	90,000	90,000
Capital Outlay	-	-	-	-
Total Expenditures	57,524	90,000	90,000	90,000



FY 2022/23 & FY 2023/24 Biennial Budget

City of Lomita

Animal Control

	Actual FY 2020/21	Amended FY 2021/22	Proposed FY 2022/23	Proposed FY 2023/24
<hr/>				
100-General Fund				
Contract Services				
100-336-5325.000 Animal Control Contract	57,524	90,000	90,000	90,000
Total Contract Services	57,524	90,000	90,000	90,000
Total Animal Control - General Fund	57,524	90,000	90,000	90,000



FY 2022/23 & FY 2023/24 Biennial Budget
City of Lomita
Animal Control

Object No.	Budget Comment (Operations & Maintenance)
5325	County animal control contract cost.



FY 2022/23 & FY 2023/24 Biennial Budget
City of Lomita

Community Development Block Grant

The Community Development Department Administration administers the City's Community Development Block Grant (CDBG) programs, which offer financial assistance for the rehabilitation of owner-occupied single-family dwellings and mobile homes, and financial assistance to eligible residents to receive a Personal Response System alert device for emergency response. Job Creation & Business Incentive Loan Program will provide loans to businesses for the purpose of creating permanent jobs that will be made available for low income individuals, and assistance to current and new business owners with business expansion plans.

Expenditures Summary

	Actual 2020/21	Amended 2021/22	Proposed 2022/23	Proposed 2023/24
Operating & Maintenance	190,901	129,487	128,379	128,379
Capital Outlay	15,865	16,611	20,000	20,000
Total Expenditures	206,766	146,098	148,379	148,379



FY 2022/23 & FY 2023/24 Biennial Budget

City of Lomita

Community Development Block Grant

	Actual FY 2020/21	Amended FY 2021/22	Proposed FY 2022/23	Proposed FY 2023/24
215-Community Development Block Grant				
Contract Services				
215-540-5340.000 Professional Services	11,509	10,000	10,000	10,000
Total Contract Services	11,509	10,000	10,000	10,000
Capital Outlay				
215-540-5845.000 CDBG Grant Construction/Imp	15,865	16,611	20,000	20,000
Total Supplies	15,865	16,611	20,000	20,000
Total CDBG - Rehabilitation	27,374	26,611	30,000	30,000
Contract Services				
215-550-5340.000 Professional Services	2,808	10,000	10,000	10,000
215-550-5345.000 Contractual Services	10,257	19,487	12,256	12,256
Total Contract Services	13,065	29,487	22,256	22,256
Total CDBG - Lifeline	13,065	29,487	22,256	22,256
Contract Services				
215-560-5340.000 Professional Services	166,327	90,000	96,123	96,123
Total Contract Services	166,327	90,000	96,123	96,123
Total CDBG - Job Creation & Business Incentive Loan Program	166,327	90,000	96,123	96,123
Total Community Development Block Grant	206,766	146,098	148,379	148,379



FY 2022/23 & FY 2023/24 Biennial Budget
City of Lomita
Community Development Block Grant

Object No.	Budget Comment (Operations & Maintenance)
5340	Consulting services (Michael Baker International) are contracted to operate the CDBG program. Restaurant consultant to provide current and new business owners assistance with business expansion plans.
5345	The City contracts with JFS Care (or other service provider) to provide Emergency Response services and to install the Lifeline units.

Object No.	Budget Comment (Capital Outlay)
5845	Construction fund for capital outlay for rehabilitation projects.



FY 2022/23 & FY 2023/24 Biennial Budget

City of Lomita

Dial-A-Ride

Proposition A Local Return funding from the Los Angeles County Metropolitan Transportation Authority (MTA) is applied to the paratransit program, which includes the Dial-A-Ride program, as well as bus stop bench maintenance.

Expenditures Summary

	Actual 2020/21	Amended 2021/22	Proposed 2022/23	Proposed 2023/24
Salaries & Benefits	17,230	57,164	58,942	60,970
Operating & Maintenance	85,646	336,925	336,388	336,487
Capital Outlay	-	-	-	-
Total Expenditures	102,876	394,089	395,330	397,457

Personnel Allocation

	Authorized 2021/22	Change	Authorized 2022/23
City Clerk	0.13	-	0.13
Deputy City Clerk	0.10	-	0.10
Administrative Clerk III	0.30	-	0.30
Department Total	0.53	-	0.53



FY 2022/23 & FY 2023/24 Biennial Budget

City of Lomita

Dial-A-Ride

		Actual	Amended	Proposed	Proposed
		FY 2020/21	FY 2021/22	FY 2022/23	FY 2023/24
220-Prop A Fund					
Salaries & Benefits					
220-340-5105.000	Regular Salaries	17,230	40,877	41,852	42,915
220-340-5205.000	Health Insurance	-	8,009	8,656	9,303
220-340-5207.000	Medicare	-	613	628	644
220-340-5210.000	Workers' Compensation	-	1,177	964	992
220-340-5215.000	PERS Tier 1 (2.5%@55)	-	2,093	2,210	2,252
220-340-5216.000	PERS Tier 2 (2%@60)	-	648	689	730
220-340-5217.000	PERS Tier 3 (2%@62)	-	1,219	1,178	1,198
220-340-5222.000	PERS Tier 1 Unfunded Liability	-	2,423	2,633	2,790
220-340-5223.000	PERS Tier 2 Unfunded Liability	-	69	82	89
220-340-5224.000	PERS Tier 3 Unfunded Liability	-	36	50	57
Total Salaries & Benefits		17,230	57,164	58,942	60,970
Contract Services					
220-340-5345.000	Contractual Services	85,646	330,000	330,000	330,000
220-340-5345.339	Teen Program - Bus	-	3,000	3,000	3,000
Total Contract Services		85,646	333,000	333,000	333,000
Other Expenses					
220-340-5460.000	Insurance - Liability and Vehicle	-	3,925	3,388	3,487
Total Other Expenses		-	3,925	3,388	3,487
Total Prop A Fund		102,876	394,089	395,330	397,457



FY 2022/23 & FY 2023/24 Biennial Budget

City of Lomita

Dial-A-Ride

Object No.	Budget Comment (Personnel)
5105	Salaries for full-time personnel.
5205	Annual health care, vision, dental, life insurance, long-term care benefits and EAP services for employees.
5207	Medicare insurance benefits.
5210	Annual Workers' Compensation insurance and claims.
5215	Retirement benefit costs for PERS Tier 1 employees (2.5% @ 55).
5216	Retirement benefit costs for PERS Tier 2 employees (2% @ 60).
5217	Retirement benefit costs for PERS Tier 3 employees (2% @ 62).
5222	Unfunded Accrued Liability costs for Tier 1 employees retirement benefit.
5223	Unfunded Accrued Liability costs for Tier 2 employees retirement benefit.
5224	Unfunded Accrued Liability costs for Tier 3 employees retirement benefit.

Budget Comment (Operations & Maintenance)

5345	Dial-A-Ride (handicapped) service, using "swipe card" system. Recreational transit service for teen program.
5460	California Joint Powers Insurance Authority (CJPIA) liability and vehicle coverage.



FY 2022/23 & FY 2023/24 Biennial Budget *City of Lomita*

Air Quality MD AB2766

Provides overall and project-based program administration and program development of Air Quality Management District Funds.

Expenditures Summary

	Actual 2020/21	Amended 2021/22	Proposed 2022/23	Proposed 2023/24
Salaries & Benefits	-	-	-	-
Operating & Maintenance	27,255	28,500	32,000	32,000
Capital Outlay	-	-	-	-
Total Expenditures	27,255	28,500	32,000	32,000



FY 2022/23 & FY 2023/24 Biennial Budget

City of Lomita

Air Quality MD AB2766

	Actual FY 2020/21	Amended FY 2021/22	Proposed FY 2022/23	Proposed FY 2023/24
235-Air Quality MD AB2766				
Contract Services				
235-350-5345.000 Contractual Services	20,000	17,500	32,000	32,000
Total Contract Services	20,000	17,500	32,000	32,000
Rentals				
235-350-5605.000 Rents and Leases	7,255	11,000	-	-
Total Rentals	7,255	11,000	-	-
Total Air Quality MD AB2766 Fund	27,255	28,500	32,000	32,000



FY 2022/23 & FY 2023/24 Biennial Budget
City of Lomita
Air Quality MD AB2766

Object No.	Budget Comment (Operations & Maintenance)
5345	AQMD funds applied to the cost differential between diesel street sweepers and the CNG alternative fuel street sweepers. OpenGov.
5605	Electric vehicle lease.



FY 2022/23 & FY 2023/24 Biennial Budget *City of Lomita*

Lomita Manor Development

The Lomita Housing Authority (LHA) contracts with a property management company, Beacon Communities to administer the local U.S. Department of Housing and Urban Development (HUD) Public Housing program. The LHA oversees activities through the management and administration of the City-owned senior housing complex, Lomita Manor. The Operating Subsidy that finances a portion of the overall operating budget is funded by HUD. The Capital Fund program, designed for funding modernization projects, is also funded by HUD.

Expenditures Summary

	Actual 2020/21	Amended 2021/22	Proposed 2022/23	Proposed 2023/24
Salaries & Benefits	-	-	-	-
Operating & Maintenance	554,832	446,230	468,542	461,048
Capital Outlay	-	-	-	-
Total Expenditures	554,832	446,230	468,542	461,048



FY 2022/23 & FY 2023/24 Biennial Budget

City of Lomita

Lomita Manor Development

	Actual FY 2020/21	Amended FY 2021/22	Proposed FY 2022/23	Proposed FY 2023/24
260-Lomita Manor Development Fund				
Other Expenditures				
260-518-5750.000 Contributions to Agencies	508,030	446,230	468,542	461,048
Total Other Expenditures	508,030	446,230	468,542	461,048
Capital Outlay				
260-518-5820.000 Buildings	46,802	-	-	-
Total Capital Outlay	46,802	-	-	-
Total Lomita Manor Development Fund	554,832	446,230	468,542	461,048



FY 2022/23 & FY 2023/24 Biennial Budget
City of Lomita
Lomita Manor Development

Object No.	Budget Comment (Operations & Maintenance)
5750	Total Public Housing operating budget for Lomita Manor from HUD, excluding modernization costs (funded through different HUD fund).

**ADMINISTRATIVE
SERVICES
DEPARTMENT**

CITY OF LOMITA

FY 2021-2022 ACCOMPLISHMENTS

ADMINISTRATIVE SERVICES DEPARTMENT

The mission of the Administrative Services Department is to provide timely, accurate financial information to help support the efficient and effective delivery of municipal services to the City organization and public. Primary responsibilities of the Administrative Services Department include cash and investment management, financial reporting, budget preparation, payroll, accounts receivable and payable, financial oversight, business licensing, purchasing and administration of all City funds and accounts. The Administrative Services Department has accomplished the following during FY 2021-2022:

Finance/Accounting:

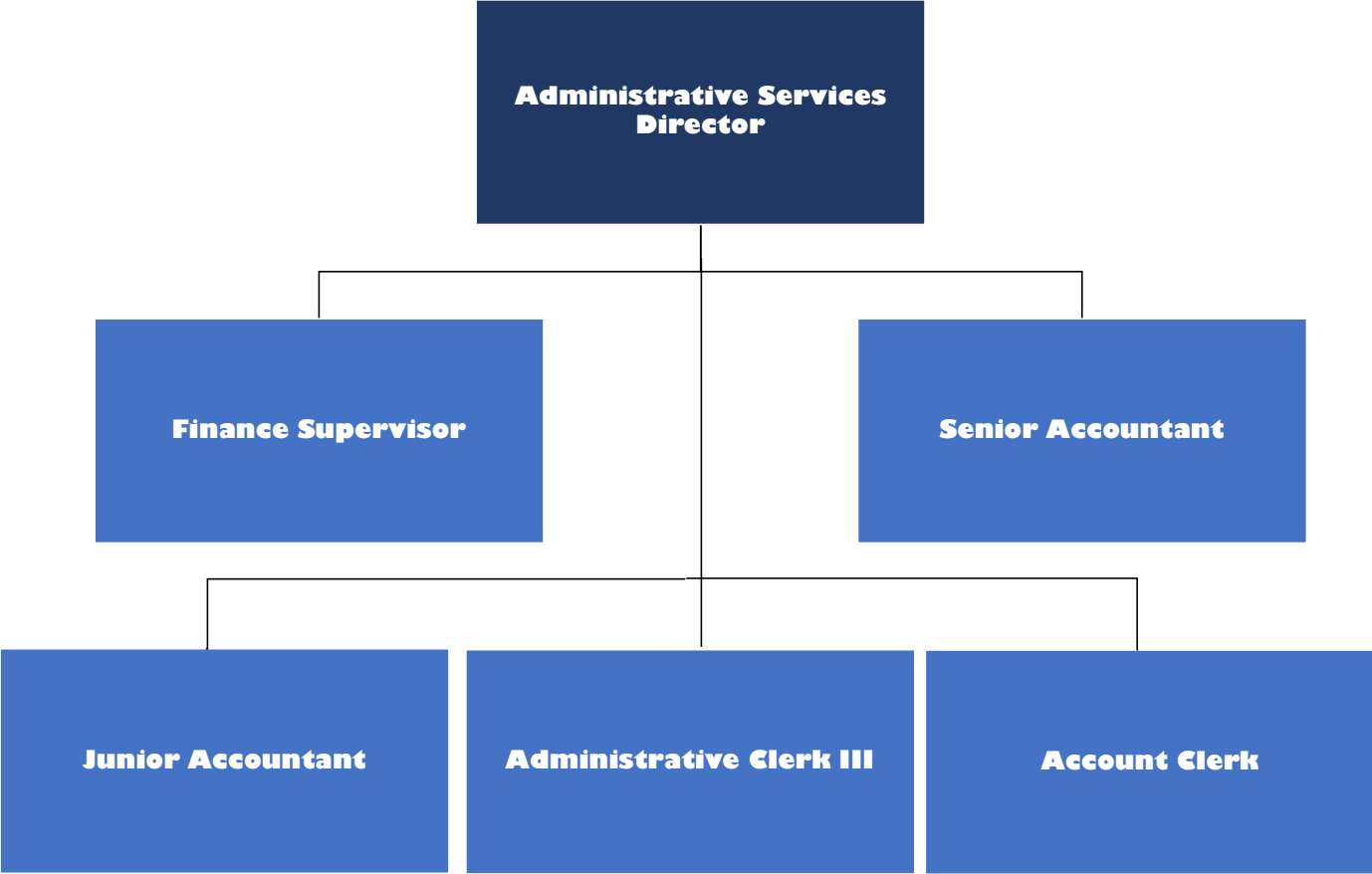
- Presented a structurally balanced budget to City Council for adoption.
- Established and maintain an accounting system of funds, accounts, and internal controls in accordance with Governmental Accounting Standards Board standards and Generally Accepted Accounting Principles.
- Prepared year-end closing entries, balanced and reconciled all funds, and accounts, coordinated and communicated with the City's independent auditors, and prepared the Comprehensive Annual Financial Report for FY 2020-21.
- Prepared and submitted fiscal reports, including compliance audits of grant funds, State Controller's Report, and various reports to State and Federal agencies, in an accurate and timely manner.
- Provide financial analysis and fiscal information to department users, management, and the City Council as needed.
- Manage and provide oversight of the City's long-term debt and investment portfolio.
- Issued 1099s for calendar year 2021.
- Received the Government Finance Officers Association (GFOA) Certificate of Achievement for Excellence in Financial Reporting for Fiscal Year Ending 2020-21.

Payroll:

- Completed annual reporting for the Affordable Care Act (ACA) for 2021.
- Completed the State Controller's Compensation Report.
- Coordinated open enrollment for employee insurance plans.

- Processed payments to the Public Employees Retirement System (PERS) and reconciled to reports and payroll withholdings.
- Maintained the payroll system to reflect annual changes in tax tables, employee contracts, dues, or other items for paycheck accuracy.
- Performed electronic fund transfers for direct deposits, PERS, deferred compensation, and taxes.
- Made tax payments and filed quarterly tax reports.
- Issued W-2s for calendar year 2021.
- Established and maintain time & attendance system to eliminate paper timesheets, automated the timesheet preparation and approval process to create more efficiency.

Administrative Services Department Organization Chart





FY 2022/23 & FY 2023/24 Biennial Budget

City of Lomita

Administrative Services

The Financial Services Division is comprised of several areas of responsibility. Administration oversees preparation of the Annual Operating Budget, Comprehensive Annual Financial Report (CAFR), and investment of funds in accordance with the City's investment policy. Accounting directs all financial reporting activities in accordance with Generally Accepted Accounting Principles (GAAP) and Governmental Accounting Standards Board (GASB) guidelines. Business License collects fees for annual licenses, facilitates hearing boards and assures compliance with code enforcement regulations; this section also collects and records all revenue received by the City. Purchasing ensures that all procurements are made in accordance with the City's Purchasing Ordinance. Payroll processes paychecks, tax forms (1099s and W2s) and required payroll reports. Accounts Payable ensures payment of invoices and monitors all departments' compliance with the approved budget.

Expenditures Summary

	Actual 2020/21	Amended 2021/22	Proposed 2022/23	Proposed 2023/24
Salaries & Benefits	729,423	727,523	761,098	794,911
Operating & Maintenance	267,672	302,710	335,245	340,240
Capital Outlay	-	-	-	-
Total Expenditures	997,096	1,030,233	1,096,343	1,135,151

Personnel Allocation

	Authorized 2022/22	Change	Authorized 2022/23
Admin. Services Director	1.00	-	1.00
Finance Supervisor	1.00	-	1.00
Senior Accountant	1.00	-	1.00
Junior Accountant	1.00	-	1.00
Administrative Clerk III	1.00	-	1.00
Account Clerk	1.00	-	1.00
Department Total	6.00	-	6.00



FY 2022/23 & FY 2023/24 Biennial Budget City of Lomita Administrative Services

		Actual	Amended	Proposed	Proposed
		FY 2020/21	FY 2021/22	FY 2022/23	FY 2023/24
100-General Fund					
Salaries & Benefits					
100-210-5105.000	Regular Salaries	301,325	301,144	311,933	322,425
100-210-5110.000	Part-Time Salaries	14,767	-	-	-
100-210-5205.000	Health Insurance	47,788	50,055	54,200	58,324
100-210-5207.000	Medicare	2,856	4,517	4,679	4,836
100-210-5210.000	Workers' Compensation	9,765	8,656	7,183	7,453
100-210-5215.000	PERS Tier 1 (2.5% @ 55)	15,736	16,053	16,066	16,053
100-210-5216.000	PERS Tier 2 (2% @ 60)	11,138	10,905	11,659	12,444
100-210-5217.000	PERS Tier 3 (2% @ 62)	3,049	3,170	3,380	3,461
100-210-5222.000	PERS Tier 1 Unfunded Liability	15,864	17,488	19,166	20,424
100-210-5223.000	PERS Tier 2 Unfunded Liability	625	496	593	643
100-210-5224.000	PERS Tier 3 Unfunded Liability	441	258	360	417
Total Salaries & Benefits		423,355	412,742	429,219	446,480
Contract Services					
100-210-5310.000	Auditors	15,648	17,000	18,000	19,000
100-210-5340.000	Professional Services	6,784	11,000	12,000	13,000
100-210-5345.000	Contractual Services	36,156	41,000	42,000	43,000
Total Contract Services		58,588	69,000	72,000	75,000
Other Expenses					
100-210-5420.000	Mileage Reimbursement	-	100	100	100
100-210-5425.000	Dues and Memberships	390	525	525	525
100-210-5430.000	Conferences and Meetings	245	500	600	700
100-210-5435.000	Training and Education	750	800	800	800
100-210-5460.000	Insurance - Liability and Vehicle	32,564	28,866	25,247	26,195
Total Other Expenses		33,949	30,791	27,272	28,320
Supplies					
100-210-5505.000	Office Supplies and Expense	4,711	5,000	5,000	5,000
Total Supplies		4,711	5,000	5,000	5,000
Repairs & Maintenance					
100-210-5710.000	Equipment Maintenance	23,329	30,000	65,000	65,000
Total Repairs & Maintenance		23,329	30,000	65,000	65,000
Other Expenditures					
100-210-5755.000	Special Department Supplies	1,879	2,000	2,000	2,000
Total Other Expenditures		1,879	2,000	2,000	2,000
Total Financial Services - General Fund		545,810	549,533	600,491	621,800



FY 2022/23 & FY 2023/24 Biennial Budget City of Lomita Administrative Services

		Actual	Amended	Proposed	Proposed
		FY 2020/21	FY 2021/22	FY 2022/23	FY 2023/24
510-Water Operations Fund					
Salaries & Benefits					
510-220-5105.000	Regular Salaries	228,004	230,827	242,863	253,601
510-220-5115.000	Overtime	-	200	200	200
510-220-5205.000	Health Insurance	35,792	39,286	42,597	45,884
510-220-5207.000	Medicare	2,837	3,465	3,646	3,807
510-220-5210.000	Workers' Compensation	7,014	6,648	5,597	5,867
510-220-5215.000	PERS Tier 1 (2.5% @ 55)	4,464	4,555	4,558	4,555
510-220-5216.000	PERS Tier 2 (2% @ 60)	10,308	10,492	11,229	11,984
510-220-5217.000	PERS Tier 3 (2% @ 62)	5,417	5,398	5,634	5,769
510-220-5221.000	PERS Tier 1 Unfunded Liability	11,464	13,335	14,817	15,937
510-220-5222.000	PERS Tier 2 Unfunded Liability	451	378	459	502
510-220-5223.000	PERS Tier 3 Unfunded Liability	317	197	279	325
Total Salaries & Benefits		306,069	314,781	331,879	348,431
Contract Services					
510-220-5310.000	Auditors	13,403	11,500	12,000	12,000
510-220-5345.000	Contractual Services	37,712	40,000	40,000	40,000
Total Contract Services		51,114	51,500	52,000	52,000
Other Expenses					
510-220-5420.000	Mileage Reimbursement	-	300	300	300
510-220-5425.000	Dues and Memberships	-	150	200	200
510-220-5460.000	Insurance - Liability and Vehicle	23,390	22,169	19,673	20,620
Total Other Expenses		23,390	22,619	20,173	21,120
Supplies					
510-220-5505.000	Office Supplies and Expense	17,224	30,000	30,000	30,000
Total Supplies		17,224	30,000	30,000	30,000
Rentals					
510-220-5605.000	Rents and Leases	26,800	26,800	26,800	26,800
Total Rentals		26,800	26,800	26,800	26,800
Repairs & Maintenance					
510-220-5710.000	Equipment Maintenance	26,689	35,000	35,000	35,000
Total Repairs & Maintenance		26,689	35,000	35,000	35,000
Total Administrative Services - Water Operations Fund		451,286	480,700	495,852	513,351
Total Administrative Services - General & Water Funds		997,096	1,030,233	1,096,343	1,135,151



FY 2022/23 & FY 2023/24 Biennial Budget

City of Lomita

Administrative Services

Object No.	Budget Comment (Personnel)
5105	Salaries for full-time personnel.
5115	Salaries for overtime as necessary.
5205	Annual health care, vision, dental, life insurance, long-term care benefits and EAP services for employees.
5207	Medicare insurance benefits.
5210	Workers' Compensation insurance and claims.
5215	Retirement benefit costs for PERS Tier 1 employees (2.5% @ 55).
5216	Retirement benefit costs for PERS Tier 2 employees (2% @ 60).
5217	Retirement benefit costs for PERS Tier 3 employees (2% @ 62).
5222	Unfunded Accrued Liability costs for Tier 1 employees retirement benefit.
5223	Unfunded Accrued Liability costs for Tier 2 employees retirement benefit.
5224	Unfunded Accrued Liability costs for Tier 3 employees retirement benefit.
Budget Comment (Operations & Maintenance)	
5310	Annual contract services for independent auditor for completion of Annual Comprehensive Financial Report (ACFR); Preparation of State Controller's Report; ACFR research services.
5340	Sales tax audit services and enhanced services contract.
5345	Banking Service fees; Payroll contract services; Credit card processing fees, Water Utility Administration Fees.
5420	Mileage reimbursement.
5425	Government Finance Officers Association (GFOA) and California Society of Municipal Finance Officers (CSMFO).
5430	Travel and conference expense.
5435	Employee training.
5460	California Joint Powers Insurance Authority (CJPIA) liability & vehicle insurance.
5505	Office supplies, forms for business license, payroll, cash receipts, and accounts payable; Business License mailing services; Annual Comprehensive Financial Report (ACFR) award application fee; Water Utility bill mailing services.
5605	Lease charges attributed to water-related office activities (\$2,233.33/month).
5710	Financial software maintenance contract; annual software maintenance for Online Bill Pay, OpenGov; Forms Overlay; Secure Signatures; Annual Hardware Maintenance for Receipt Printer, Cash Drawer, Credit Cards, and Barcode Scanner.
5755	Annual Budget and ACFR printing costs.

**COMMUNITY & ECONOMIC
DEVELOPMENT
DEPARTMENT**

CITY OF LOMITA

FY 2021-2022 ACCOMPLISHMENTS

COMMUNITY & ECONOMIC DEVELOPMENT DEPARTMENT

The Community and Economic Development Department includes the Divisions of Planning including GIS, Neighborhood Preservation, Animal Control, Economic Development, and Community Development Block Grant (CDBG) Administration of the Job Creation and Business Incentive Program.

The department also staffs the Planning Commission.

The department's accomplishments during FY 2021-2022 include:

Economic Development:

- Reviewed 73 applications and issued 61 Business Zone Clearance permits and reviewed 36 applications and issued 31 Home Occupation Zone Clearance permits.
- Approved 2 film permits and 4 special event permits Prepared and facilitated through City Council adoption of sidewalk vending ordinance in response to changes in state law.
- Launched Job Creation and Façade Improvement Programs funded with American Rescue Plan Act. Received 7 applications which are under review.
- Entered into a professional service agreement with South Bay Workforce Investment Board for business owner training and services.
- Assisted Lomita Feed in converting warehouse space into a future retail store Assisted Willow Cat Hotel with finding the appropriately zoned location and application. .

Planning:

- Conducted 8 Planning Commission meetings. Processed applications for 1 Determination of Similarity, 5 Site Plan Reviews, 2 Conditional Use Permits, , 2 Parcel Maps, 1 Tract Map, 1 Urgency Ordinance addressing SB 9 and ADUs and 2 Zone Text Amendments for City Council and Planning Commission consideration.
- Amendment the Circulation Element of the General Plan designating Pennsylvania Avenue as a local street
- Submitted the Annual Housing Progress Report and Annual General Plan Progress Report
- Continued enforcement of the City's Massage Registration Certificate and operational and facility requirements for massage establishments within the City.
- Processed 401 permit applications through May 12, 2022.

- Received 23 Accessory Dwelling Unit Applications through May 12, 2022.
- Administratively approved, 4 minor modifications to Wireless Communication Facilities Permits 1 Minor Wireless Communication Facilities Permit (collocation), and 3 Height Variation Permits.
- Continued to manage the battery recycling program at City Hall and worked with LA County to host a hazardous waste drop off event in the City Hall parking lot.
- Coordinated with LA County Building & Safety for final inspections of commercial and residential construction projects.
- Continued to manage and upgrade the City's on-line permitting system and code enforcement portal: lomitaca.viewpointcloud.com
- Created an online submission process for Residential Property Report applications
- Received 98 Residential Property Reports.
- On-going coordination with City residents and CalMet, the City's solid waste hauler, regarding waste refuse collection issues. Reviewed and prepared customer exemption request letters for commercial and residential collection services.
- Submitted the Housing Element and Safety Element Updates. Held four community meetings

Code Enforcement

- Corrected over 100 code violations by formal notices, door hangers, phone calls to property and business owners, and "knock-and-talks". Violations most frequently involved poor property maintenance, overgrown and hazardous vegetation, junk accumulation, work without permits, and improper storage of waste containers.
- Reorganized standard operating procedures for the Code Enforcement division to enhance productivity, record keeping, and enforcement while improving the complaint procedure and enhancing communication with residents.
- Continued to follow up and resolve pending code violations from 2020 and older.
- Worked with Public Works and LA County Sheriff's Department to maintain and secure nuisance declared properties.
- Worked closely with Deputies Redenbaugh and Kellogg and City Attorney's office to identify and abate a suspected illegal massage parlors..
- Issued notices and citations to property owners using residential and commercial properties as dumping sites for waste related to other businesses.

- Continued to notify property owners of their duty to follow BMPs and Stormwater Runoff Regulations in times of heavy rains. Properties include the Picerne Project, Eshelman Ave. development, and Lomita Feed.
- Continued to work with CalMet to remove numerous instances of illegally dumped items and foreign “low boy” construction bins.
- Worked with planning department and business owners to ensure commercial sign code was being followed and signs were receiving planning approval.
- Located and removed Illegally dumped shopping carts from private properties or in the public right-of-way.
- Maintained surveillance for graffiti and worked closely with property owners and Graffiti Protective Coatings to remove tagging from private and public properties within 24 hours.
- Worked closely with the Los Angeles County Sheriff’s Department to identify and resolve homeless encampments, abandoned property, graffiti locations, potential cannabis businesses, and other illegal and high-risk activity occurring within the City.
 -
- Worked closely with the Los Angeles County Sheriff’s Department to locate illegally operating massage parlors, issue administrative citations for repeat violations, and declaring repeat violators nuisances to the community.
- Worked closely with Deputies Redenbaugh and Kellogg to forward resident concerns on a myriad of issues including commercial noise affecting residences, domestic disturbances, illegally operating businesses, and transient activity in residential areas.
 -
- Worked closely with Deputies Redenbaugh and Kellogg and the Lomita Parks and Recreation department to apprehend known suspects of vandalism and graffiti at Lomita Park.
- Collaborated with planning department to identify, list, and educate violators pertaining to illegal construction without proper permits and approval from the City and Los Angeles County Building and Safety.
- Prioritized enforcement and removal of illegally stored steel shipping containers, which are prohibited throughout the City.
 -
- Created protocols and began the enforcement of the Uniform Housing Code to ensure appropriate living conditions throughout Lomita
- Opened and successfully closed several cases involving slumlords and inadequate living conditions.

Community & Economic Development Department Organization Chart





FY 2022/23 & FY 2023/24 Biennial Budget

City of Lomita

Planning

The Planning Division provides information and assistance to the public on the City's planning process and development requirements; administers the General Plan and Zoning ordinances; conducts Environmental Review pursuant to CEQA; coordinates with Los Angeles County for building services, subdivision review and engineering plan check; processes Zoning and Subdivision applications for General Plan Amendments, Zone Changes, Conditional Use Permits, Tract and Parcel Maps, Variances, Site Plan Review, and Height Variation Permits.

The Code Enforcement Division ensures compliance with the Municipal Code; enforces property maintenance ordinances; seeks solutions to non-compliance; inspects property locations and investigates land use complaints.

Expenditures Summary

	Actual 2020/21	Amended 2021/22	Proposed 2022/23	Proposed 2023/24
Salaries & Benefits	341,884	559,894	565,316	602,164
Operating & Maintenance	335,726	408,366	289,817	302,387
Capital Outlay	-	-	-	-
Total Expenditures	677,610	968,260	855,133	904,551

Personnel Allocation

	Authorized 2020/21	Change	Authorized 2021/22
Comm. & ED Director	1.00	-	1.00
Associate Planner	1.00	-	1.00
Code Enforcement Officer	1.00	-	1.00
Assistant Planner	1.00	-	1.00
Management Assistant	0.50	-	0.50
PT Planning Intern	0.48	-	0.48
Department Total	4.98	-	4.98



FY 2022/23 & FY 2023/24 Biennial Budget

City of Lomita Planning

		Actual	Amended	Proposed	Proposed
		FY 2020/21	FY 2021/22	FY 2022/23	FY 2023/24
100-General Fund					
Salaries & Benefits					
100-410-5105.000	Regular Salaries	179,008	389,591	429,296	458,436
100-410-5110.000	Part-Time Salaries	100,881	56,960	16,540	17,360
100-410-5115.000	Overtime	921	1,020	1,020	1,020
100-410-5205.000	Health Insurance	22,050	64,767	68,902	72,202
100-410-5207.000	Medicare	3,898	6,114	6,703	7,152
100-410-5210.000	Workers' Compensation	8,873	11,715	10,290	11,022
100-410-5215.000	PERS Tier 1 (2.5% @ 55)	1,943	-	-	-
100-410-5217.000	PERS Tier 3 (2% @ 62)	12,530	29,391	32,068	34,383
100-410-5222.000	PERS Tier 1 Unfunded Liability	11,386	-	-	-
100-410-5224.000	PERS Tier 3 Unfunded Liability	394	336	497	589
Total Salaries & Benefits		341,884	559,894	565,316	602,164
Contract Services					
100-410-5315.000	Engineers	7,920	15,000	10,000	15,000
100-410-5340.000	Professional Services	68,958	111,000	5,000	5,000
100-410-5341.000	Property Nuisance Abatement	350	10,000	10,000	10,000
100-410-5345.000	Contractual Services	222,867	225,000	215,000	220,000
Total Contract Services		300,095	361,000	240,000	250,000
Other Expenses					
100-410-5410.000	Advertising	3,836	3,200	3,200	3,200
100-420-5415.000	Communications	299	450	450	450
100-410-5420.000	Mileage Reimbursement	-	150	100	100
100-410-5425.000	Dues and Memberships	434	1,200	3,000	3,000
100-410-5430.000	Conferences and Meetings	175	1,000	5,000	5,000
100-410-5435.000	Training and Education	-	300	300	300
100-410-5460.000	Insurance - Liability and Vehicle	29,592	39,066	36,167	38,737
Total Other Expenses		34,336	45,366	48,217	50,787
Supplies					
100-410-5505.000	Office Supplies and Expense	1,295	1,900	1,500	1,500
100-410-5515.000	Uniform Expense	-	100	100	100
Total Supplies		1,295	2,000	1,600	1,600
Other Expenditures					
100-410-5720.000	Fuel	-	-	500	500
100-410-5710.000	Equipment Maintenance	91	500	500	500
100-410-5755.000	Special Department Supplies	482	600	600	600
Total Other Expenditures		482	1,100	1,600	1,600
Total Planning - General Fund		678,092	969,360	856,733	906,151



FY 2022/23 & FY 2023/24 Biennial Budget

City of Lomita Planning

Object No.	Budget Comment (Personnel)
5105	Salaries for full-time personnel.
5110	Salaries for part-time personnel.
5115	Salaries for overtime as necessary.
5205	Annual health care, vision, dental, life insurance, long-term care benefits and EAP services for employees.
5207	Medicare insurance benefits.
5210	Workers' Compensation insurance and claims.
5215	Retirement benefit costs for PERS Tier 1 employees (2.5% @ 55).
5217	Retirement benefit costs for PERS Tier 3 employees (2% @ 62).
5222	Unfunded Accrued Liability costs for Tier 1 employees retirement benefit.
5224	Unfunded Accrued Liability costs for Tier 3 employees retirement benefit.

Budget Comment (Operations & Maintenance)

5340	Housing Element.
5345	Environmental review, special planning studies as needed. Engineering services. Los Angeles County Contract Services (Building and safety, subdivision map processing). Planning services provided by consultants including GIS mapping services.
5410	Newspaper ads for public hearings for planning matters.
5420	Mileage reimbursement for inspections and local off-site meetings.
5425	American Planning Association memberships, Livable Communities and other planning organization memberships.
5430	League of California Cities Planners Institute, American Planning Association Conferences and expense associated with South Bay Planning Director's Meetings.
5435	Employee training.
5460	California Joint Powers Insurance Authority (CJPIA) liability & vehicle insurance.
5505	Office supplies.



FY 2022/23 & FY 2023/24 Biennial Budget

City of Lomita

Economic Development

Primary responsibilities of the Economic Development Department include providing a sound and diverse economic base for business and workforce development, and increased sales tax generation to support City essential services that benefit Lomita residents. Coordinates with the City's Planning Division to develop and implement economic development and marketing strategies. Promote new business growth within the City. Assist new businesses through City and County permitting process. Manage various capital improvement projects for the City including Park and City Hall improvement projects.

Expenditures Summary

	Actual 2020/21	Amended 2021/22	Proposed 2022/23	Proposed 2023/24
Salaries & Benefits	-	-	-	-
Operating & Maintenance	7,898	31,500	35,500	35,500
Capital Outlay	-	-	-	-
Total Expenditures	7,898	31,500	35,500	35,500



FY 2022/23 & FY 2023/24 Biennial Budget

City of Lomita

Economic Development

		Actual	Amended	Proposed	Proposed
		FY 2020/21	FY 2021/22	FY 2022/23	FY 2023/24
100-General Fund					
Other Expenses					
100-430-5410.000	Advertising	7,898	7,500	7,500	7,500
100-430-5415.000	Communications	-	-	-	-
100-430-5416.000	Economic Develop. Incentive Prog.	-	20,000	20,000	20,000
100-430-5420.000	Mileage Reimbursement	-	-	-	-
100-430-5425.000	Dues and Memberships	-	4,000	4,000	4,000
100-430-5430.000	Conferences and Meetings	-		4,000	4,000
100-430-5460.000	Insurance - Liability and Vehicle	-		-	-
Total Other Expenses		7,898	31,500	35,500	35,500
Total Economic Development - General Fund		7,898	31,500	35,500	35,500



FY 2022/23 & FY 2023/24 Biennial Budget

City of Lomita

Economic Development

Object No.	Budget Comment (Personnel)
5105	Salaries for full-time personnel.
5205	Annual health care, vision, dental, life insurance, long-term care benefits and EAP services for employees.
5207	Medicare insurance benefits.
5210	Annual Workers' Compensation insurance and claims.
5215	Retirement benefit costs for PERS Tier 1 employees (2.5% @ 55).
5222	Unfunded Accrued Liability costs for Tier 1 employees retirement benefit.

Budget Comment (Operations & Maintenance)	
5410	Maintenance and installation of City street banners; seasonal installation, removal and replacement of damaged articles.
5415	Cost for cellular phone charges.
5416	Business and Economic Development Program.
5420	Mileage reimbursement.
5425	Economic development association, ICSC, Cal. Redev. Assoc., CALED and Tools for Business Success website.
5430	Economic development conferences including CALED and ICSC.
5460	California Joint Powers Insurance Authority (CJPIA) liability and vehicle coverage.
5505	Office and computer supplies.
5525	Equipment/\$5K and under.

**FACILITIES &
RECREATION
DEPARTMENT**

CITY OF LOMITA FY 2021-2022 ACCOMPLISHMENTS

RECREATION & FACILITIES DEPARTMENT

The Recreation & Facilities Department is comprised of four departmental components:

- Facilities Maintenance
- Recreation & Leisure Programming
- Lomita Presents
- Railroad Museum

Each segment of the Department has contributed to the following list of accomplishments compiled during FY 2021-2022.

Park & Facility Maintenance:

- Numerous upgrades and additions to the Tom Rico Center and Gymnasium in honor of Marc Fosnaugh and Tom Rico
- Several modifications and upgrades to convert the 1st floor storage room & the large upstairs kitchen into office spaces at City Hall (removal of cabinets, prepping & painting, electrical, furniture, etc.)
- Replaced the split AC unit in the IT Room at City Hall
- Removed (100) Gallon Water Heater upstairs at City Hall. Replaced with Tankless Water Heater. Replaced cracked cast iron drainpipe from 2nd floor leading to 1st floor at City Hall
- The following items were serviced throughout the city:
 - All the security cameras were inspected and cleaned at all facilities (City Hall, Lomita Park, Railroad Museum, City Yard)
 - HVAC at all city facilities
 - Emergency Generator at City Hall parking lot
 - Elevator & Automatic Doors at City Hall
 - Fire Extinguishers

Recreation & Leisure Programming:

- Spring 2021 contact classes continued either via Zoom and/or in person
- Youth Soccer returned in the Summer of 2021 with some modifications, for the first time since 2020 due to the pandemic
- Sportball classes were brought on board to help the development of toddlers and growing our recreational and leisure programs
- Lomita Park offered Lego Camp, Tennis Camp, and its famous Lomita Park Basketball Camp in the Summer of 2021
- Youth Sports resumed to full operation in Spring 2022
- Every Sunday, at the Lomita Farmers' Market, Recreation staff operates the Lomita City booth to answer any City related questions
- The Recreation Department staff organized and implemented the 2021 Contract Cities Association Golf tournament, President's Dinner, and weekend Conference

Lomita Presents:

- The City congratulated the Class of 2021 with a nice big photo opt display; which was located on the outside stage of the City Hall front lawn
- Recreation staff held many family-based events in person for the 1st time since the 2020 pandemic:
 - The Lomita Easter Egg Hunt returned to Lomita Park, for ages 2 & under to 12 years old
 - 'Movies Under the Stars' was held at Lomita Park and featured two movies in the Summer
 - Disney Cars
 - Trolls World Tour
 - National Nights out was held Aug 3rd on the City Hall Front Lawn, for residents to meet and interact with other residents and our Lomita Sheriff's Department
 - Halloween was also brought back to Lomita Park with a food truck, Lomita vendors, a DJ, carnival games, a costume parade, and lots of candy
- The Annual City of Lomita Founder's Day was held on June 26th. Due to the ongoing pandemic, the event was reduced to a firework show only. Lomita Park was closed to the public on this day. However, the firework display was launched

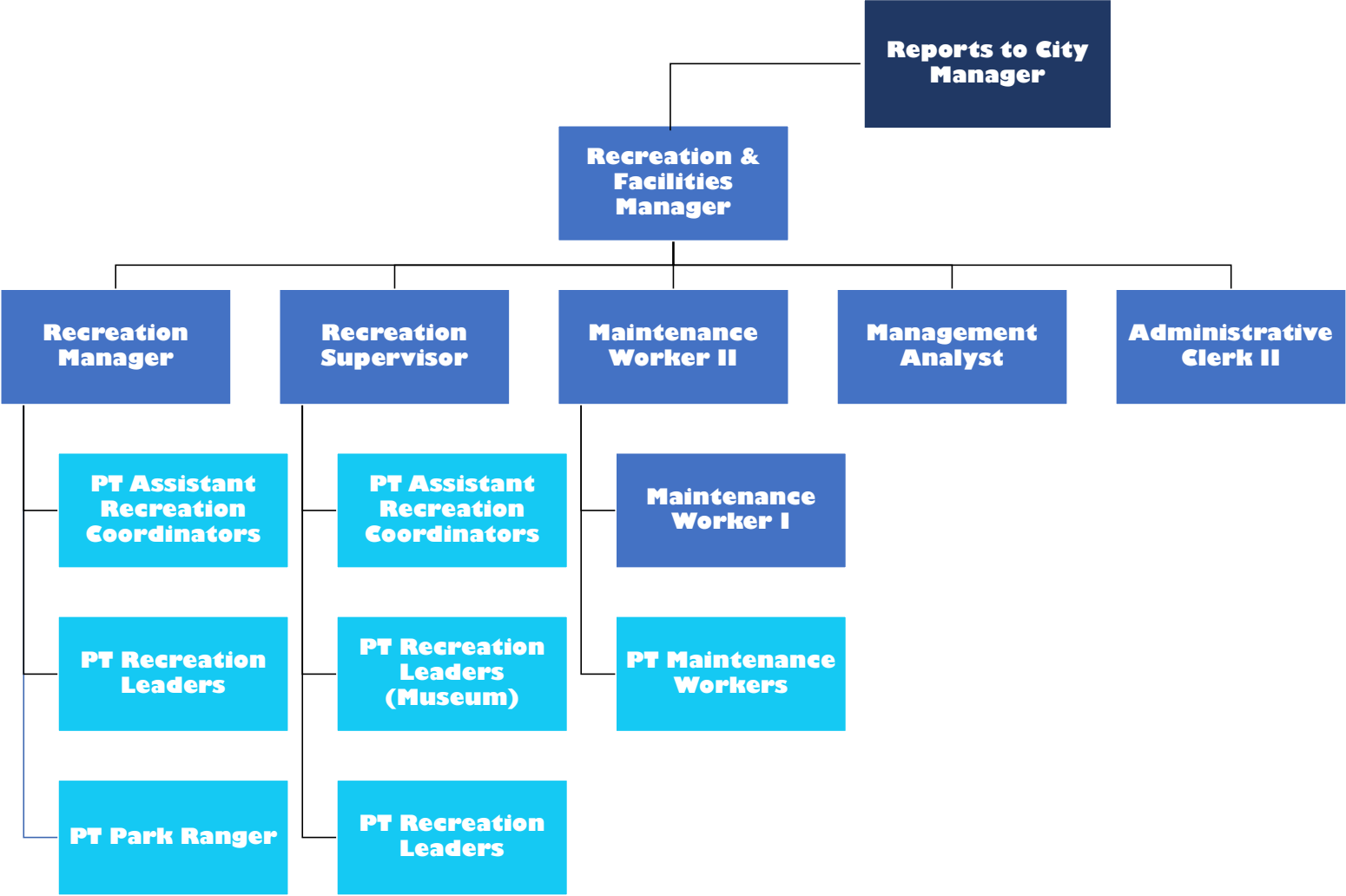
higher into the skylight, so that the community could view it from the comfort of their own homes. This helped ensure everyone was kept safe due to the ongoing pandemic and LA County guidelines that were currently in place

- The Annual Tree Lighting was held on December 3rd, and it made its return to the City Hall front lawn. This year we added Lomita vendors, musical performances, food trucks, and crafts for the youth provided by the Lomita Railroad Foundation. Santa also visited and was escorted by the Lomita Sherriff's station. New this year was a snowbank for families to sled and play in the snow
- On December 18th the City assisted in the dedication ceremony to the new "Route 91 Dedication of Lisa Patterson Memorial for the 58" at Teuchert Park

Railroad Museum:

- The Lomita Railroad Museum reopened to the public July 9th Friday – Sunday after being closed due to the pandemic
- The Lomita Railroad staff assisted the Lomita Railroad Foundation during their Santa holiday event that took place on December 12, 2021
- Railroad Museum staff brought back its guided tours to local school groups
- Railroad Museum staff assisted the Lomita Railroad Foundation with its annual "Afternoon Hight Tea" event that took place on April 24, 2022 on the Irene Lewis field, for the first since the pandemic

Recreation & Facilities Division Organization Chart





FY 2022/23 & FY 2023/24 Biennial Budget

City of Lomita

Recreation & Facilities Administration

The Recreation and Facilities Administration Division coordinates and directs the Recreation Division, Railroad Museum, and the Facilities Maintenance Division; assesses the needs of the residents of Lomita to ensure that they are adequately receiving the recreation they need; maintain all City facilities at the highest level of safety and cleanliness possible; Staff keeps all facilities clean, graffiti free, in safe operating condition and accessible to the public; Staff monitors and maintains all irrigation systems to conserve water which includes the Reflection Fountain; and administer the department budget and all Park Grant funds available.

Expenditures Summary

	Actual 2020/21	Amended 2021/22	Adopted 2022/23	Proposed 2023/24
Salaries & Benefits	363,828	440,609	448,963	477,678
Operating & Maintenance	213,103	227,809	260,551	272,644
Capital Outlay	-	-	-	-
Total Expenditures	576,931	668,418	709,514	750,322

Personnel Allocation

	Authorized 2021/22	Change	Authorized 2022/23
Recreation & Facilities			
Manager	1.00	-	1.00
Maintenance Worker II	1.00	-	1.00
Maintenance Worker I	1.00	-	1.00
Administrative Clerk II	1.00	-	1.00
PT Maintenance Workers	1.09	-	1.09
Department Total	5.09	-	5.09



FY 2022/23 & FY 2023/24 Biennial Budget

City of Lomita

Recreation & Facilities Administration

		Actual	Amended	Proposed	Proposed
		FY 2020/21	FY 2021/22	FY 2022/23	FY 2023/24
100-General Fund					
Salaries & Benefits					
100-710-5105.000	Regular Salaries	233,863	277,812	279,106	296,254
100-710-5110.000	Part-Time Salaries	35,610	38,928	43,326	45,492
100-710-5115.000	Overtime	6,846	1,300	1,300	1,300
100-710-5205.000	Health Insurance	36,856	58,293	63,166	68,157
100-710-5207.000	Medicare	2,214	4,771	4,856	5,146
100-710-5210.000	Workers' Compensation	7,996	8,993	7,335	7,803
100-710-5215.000	PERS Tier 1 (2.5% @ 55)	26,380	27,932	22,027	23,246
100-710-5217.000	PERS Tier 3 (2% @ 62)	632	3,590	7,373	7,928
100-710-5222.000	PERS Tier 1 Unfunded Liability	13,431	18,714	20,096	21,905
100-710-5224.000	PERS Tier 3 Unfunded Liability	-	276	378	447
Total Salaries & Benefits		363,828	440,609	448,963	477,678
Contract Services					
100-710-5340.000	Professional Services	2,286	6,300	6,400	6,500
Total Contract Services		2,286	6,300	6,400	6,500
Other Expenses					
100-710-5405.000	Utilities	76,642	65,000	80,000	85,000
100-710-5415.000	Communications	687	550	600	650
100-710-5420.000	Mileage Reimbursement	-	1,250	1,250	1,250
100-710-5425.000	Dues and Memberships	90	500	500	500
100-710-5430.000	Conferences and Meetings	175	4,100	4,200	4,300
100-710-5460.000	Insurance - Liability and Vehicle	26,667	29,989	25,781	27,424
Total Other Expenses		104,261	101,389	112,331	119,124
Supplies					
100-710-5505.000	Office Supplies and Expense	3,039	2,600	2,700	2,800
100-710-5510.000	Small Tools	24	500	500	500
100-710-5515.000	Uniform Expense	2,228	2,100	2,200	2,300
100-710-5525.000	Equipment Under \$5k	-	500	500	500
Total Supplies		5,291	5,700	5,900	6,100
Rentals					
100-710-5605.000	Rents and Leases	-	2,000	2,000	2,000
Total Rentals		-	2,000	2,000	2,000
Repairs & Maintenance					
100-710-5705.000	General Maintenance	98,300	110,000	130,000	135,000
100-710-5710.000	Equipment Maintenance	2,227	450	450	450
100-710-5720.000	Fuel	421	1,500	3,000	3,000
Total Repairs & Maintenance		100,948	111,950	133,450	138,450
Other Expenditures					
100-710-5755.000	Special Department Supplies	317	470	470	470
Total Other Expenditures		317	470	470	470
Total Recreation & Facilities Administration - General Fund		576,931	668,418	709,514	750,322



FY 2022/23 & FY 2023/24 Biennial Budget City of Lomita Recreation & Facilities Administration

Object No.	Budget Comment (Personnel)
5105	Salaries for full-time personnel.
5115	Salaries for overtime as necessary.
5205	Annual health care, vision, dental, life insurance, long-term care benefits and EAP services for employees.
5207	Medicare insurance benefits.
5210	Workers' Compensation insurance and claims.
5215	Retirement benefit costs for PERS Tier 1 employees (2.5% @ 55).
5216	Retirement benefit costs for PERS Tier 2 employees (2% @ 60).
5222	Unfunded Accrued Liability costs for Tier 1 employees retirement benefit.
5223	Unfunded Accrued Liability costs for Tier 2 employees retirement benefit.
Budget Comment (Operations & Maintenance)	
5340	Tremco Roof account, Rusher for A/C & Heating, ASSA Abloy for automatic doors, Amtech for elevator inspections, electrical contractors, plumbing contractors, and Mark's Lock & Safe for security cameras, and contingency.
5345	Landscape Maintenance for numerous areas throughout the city.
5405	Utilities.
5415	Communications expense.
5420	Mileage reimbursement.
5425	Membership for California Parks & Recreation Society, National Recreation and Parks Association, Southern California Municipal Athletic Federation, PAPA, L.A. County Dept. of Pesticide Regulations license renewal, and NRPA Playground Safety Inspector Certification and memberships.
5430	Travel and conference expense.
5435	Employee training.
5505	Office supplies.
5510	Purchase of small tools.
5515	Uniform and safety clothing including safety boots.
5525	Landscaping and facility maintenance equipment.
5605	Miscellaneous equipment rentals and yearly Metro Park Lease.
5705	Purchase of supplies and services to maintain and repair all City parks, restrooms, and facilities.
5710	Maintenance for office copier and equipment. Repairs to small equipment such as lawn mowers, riding mowers, landscaping equipment, custodial equipment, minor vehicle repairs, tires, etc.
5720	Vehicle fuel costs.
5730	Operating contingency.
5755	Special department expenses.
5825	Large item purchases for custodial, facility equipment, park equipment, field and irrigation equipment, and safety equipment.



FY 2022/23 & FY 2023/24 Biennial Budget

City of Lomita

Recreation Services

The Lomita Recreation Division provides citizens leisure and recreational services. Among the offerings are youth and adult exercise programs, instructive dance classes, a martial arts school, dog obedience training, and many other classes. Teen programming, a senior club, senior exercise classes and youth services are also included. The division also maintains active memberships in the California Parks and Recreation Society (CPRS), Southern California Teen Coalition (SCTC), and the Southern California Municipal Athletic Federation (SCMAF).

Expenditures Summary

	Actual 2020/21	Amended 2021/22	Adopted 2022/23	Proposed 2023/24
Salaries & Benefits	359,442	648,862	659,430	684,525
Operating & Maintenance	110,077	226,796	225,261	233,000
Capital Outlay	-	-	-	-
Total Expenditures	469,519	875,658	884,691	917,525

Personnel Allocation

	Authorized 2021/22	Change	Authorized 2022/23
Recreation Manager	1.00	-	1.00
Management Analyst	1.00	-	1.00
Recreation Supervisor	0.90	-	0.90
PT Assistant Rec. Coord. & Recreation Leaders	8.94	-	8.94
Department Total	11.84	-	11.84



FY 2022/23 & FY 2023/24 Biennial Budget

City of Lomita Recreation Services

		Actual	Amended	Proposed	Proposed
		FY 2020/21	FY 2021/22	FY 2022/23	FY 2023/24
100-General Fund					
Salaries & Benefits					
100-730-5105.000	Regular Salaries	206,779	247,623	271,498	280,560
100-730-5110.000	Part-Time Salaries	55,473	275,321	257,448	267,163
100-730-5115.000	Overtime	-	3,000	3,000	3,000
100-730-5205.000	Health Insurance	30,010	44,723	47,509	50,101
100-730-5207.000	Medicare	3,469	7,889	7,979	8,261
100-730-5210.000	Workers' Compensation	15,172	15,172	12,238	12,718
100-730-5215.000	PERS Tier 1 (2.5% @ 55)	25,204	22,546	24,440	25,278
100-730-5217.000	PERS Tier 3 (2% @ 62)	736	4,721	5,329	5,502
100-730-5222.000	PERS Tier 1 Unfunded Liability	22,599	27,462	29,435	31,303
100-730-5224.000	PERS Tier 3 Unfunded Liability	-	405	554	639
Total Salaries & Benefits		359,442	648,862	659,430	684,525
Contract Services					
100-730-5345.000	Contractual Services	26,510	125,700	131,500	137,300
Total Contract Services		26,510	125,700	131,500	137,300
Other Expenses					
100-730-5410.000	Advertising	18,795	35,000	35,000	35,000
100-730-5415.000	Communications	1,722	300	300	300
100-730-5420.000	Mileage Reimbursement	22	900	950	1,000
100-730-5425.000	Dues and Memberships	335	1,000	1,000	1,000
100-730-5430.000	Conferences and Meetings	-	1,000	1,000	1,000
100-730-5435.000	Training and Education	1,186	500	500	500
100-730-5460.000	Insurance - Liability and Vehicle	50,594	50,596	43,011	44,700
Total Other Expenses		72,654	89,296	81,761	83,500
Supplies					
100-730-5505.000	Office Supplies and Expense	943	800	800	800
100-730-5515.000	Uniform Expense	2,717	4,000	4,200	4,400
Total Supplies		3,660	4,800	5,000	5,200
Other Expenditures					
100-730-5755.000	Special Department Supplies	7,253	7,000	7,000	7,000
Total Other Expenditures		7,253	7,000	7,000	7,000
Total Recreation Services - General Fund		469,519	875,658	884,691	917,525



FY 2022/23 & FY 2023/24 Biennial Budget

City of Lomita

Recreation Services

Object No.	Budget Comment (Personnel)
5105	Salaries for full-time personnel.
5110	Salaries for part-time personnel.
5115	Salaries for overtime as necessary.
5205	Annual health care, vision, dental, life insurance, long-term care benefits and EAP services for
5207	Medicare insurance benefits.
5210	Workers' Compensation insurance and claims.
5215	Retirement benefit costs for PERS Tier 1 employees (2.5% @ 55).
5222	Unfunded Accrued Liability costs for Tier 1 employees retirement benefit.
Budget Comment (Operations & Maintenance)	
5345	Payments to contract class instructors based on fees paid by program participants.
5410	Funds used for quarterly printing, mailings, postage, and graphic design of City Newsletter sent to all Lomita residents. Advertising materials for recreational programs.
5415	Communications expense.
5420	Mileage reimbursement.
Budget Comment (Operations & Maintenance) Continued	
5425	Staff memberships for Southern California Municipal Athletic Federation, California Parks and Recreation Society, and National Parks & Recreation Association.
5430	Travel and conference expense.
5435	Employee training.
5460	California Joint Powers Insurance Authority (CJPIA) liability & vehicle insurance.
5505	Office supplies.
5506	Maintenance and upkeep of park pole padding, gym wall padding, gymnasium seating and various
5510	Purchase of small tools.
5515	Uniforms for full and part-time staff.
5755	Usage fees for ActiveNet registration system. First aid, safety and risk management expenditures. Special events, teen program, City Newsletter related expenses and award events. Miscellaneous general programming expenses and supplies.



FY 2022/23 & FY 2023/24 Biennial Budget *City of Lomita*

Lomita Presents

Lomita Presents consists of a series of leisure, cultural and informational events and excursions that reflect the current interests of City residents. Events include the Mayor's Golf Classic, Founder's Day, Halloween Carnival, Easter Egg Hunt, Movies Under the Stars, Veterans and Memorial Day ceremonies, Arbor Day, and various other events.

Expenditures Summary

	Actual 2020/21	Amended 2021/22	Adopted 2022/23	Proposed 2023/24
Salaries & Benefits	1,534	5,810	7,693	7,922
Operating & Maintenance	32,080	97,582	162,727	162,747
Capital Outlay	-	-	-	-
Total Expenditures	33,614	103,392	170,420	170,669

Personnel Allocation

	Authorized 2021/22	Change	Authorized 2022/23
PT Recreation Leaders	0.16	-	0.16
Department Total	0.16	-	0.16



FY 2022/23 & FY 2023/24 Biennial Budget

City of Lomita

Lomita Presents

		Actual FY 2020/21	Amended FY 2021/22	Proposed FY 2022/23	Proposed FY 2023/24
100-General Fund					
Salaries & Benefits					
100-735-5110.000	Part-Time Salaries	820	4,513	4,341	4,558
100-735-5115.000	Overtime	558	1,000	3,000	3,000
100-735-5207.000	Medicare	9	138	183	189
100-735-5210.000	Workers' Compensation	147	159	169	175
Total Salaries & Benefits		1,534	5,810	7,693	7,922
Contract Services					
100-735-5340.000	Professional Services	-	200	200	200
100-735-5345.000	Contractual Services	2,860	10,300	20,083	20,083
Total Contract Services		2,860	10,500	20,283	20,283
Other Expenses					
100-735-5410.000	Advertising	214	1,000	1,000	1,000
100-735-5415.000	Communications	-	50	50	50
100-735-5420.000	Mileage Reimbursement	-	100	100	100
100-735-5425.000	Dues and Memberships	1,218	1,200	1,200	1,200
100-735-5460.000	Insurance - Liability and Vehicle	491	3,232	3,594	3,614
Total Other Expenses		1,923	5,582	5,944	5,964
Other Expenditures					
100-735-5754.339	Teen Program	8	8,000	8,000	8,000
100-735-5754.340	Basketball Camp Scholarship	5,000	3,500	3,500	3,500
100-735-5755.000	Special Department Expense	11,103	5,000	10,000	10,000
100-735-5755.118	Founder's Day	11,186	50,000	100,000	100,000
100-735-5755.331	Mayor's Golf Classic	-	15,000	15,000	15,000
Total Other Expenditures		27,297	81,500	136,500	136,500
Total Lomita Presents - General Fund		33,614	103,392	170,420	170,669



FY 2022/23 & FY 2023/24 Biennial Budget

City of Lomita

Lomita Presents

Object No.	Budget Comment (Personnel)
5110	Salaries for part-time personnel.
5115	Salaries for overtime as necessary.
5207	Medicare insurance benefits.
5210	Workers' Compensation insurance and claims.

Budget Comment (Operations & Maintenance)	
5340	All professional services including performance fees, purchase of banners, and other services from outside professionals.
5345	Contractual expenses including equipment rental, movie rentals, and licensing fees for small events and holiday ceremonies.
5410	Advertising that includes flyers, banners, mailings, and promotional ads. Costs may also include photocopies, stationary, and professional advertising services.
5415	Communications expense.
5420	Mileage reimbursement.
5425	Membership and licensing fees for The American Society of Composers, Authors, and Publishers (ASCAP); Broadcast Music, Inc. (BMI); and Society of European Stage Authors and Composers (SESAC).
5460	California Joint Powers Insurance Authority (CJPIA) liability & vehicle insurance.
5754	Teen Program expenses and Basketball Scholarships.
5755	All expenses that do not fall under professional or contractual fees. This may include, but is not limited to, event staffers, decorating expenses, and all special event related materials. Mayor's Golf Classic and Founder's Day expenditures.



FY 2022/23 & FY 2023/24 Biennial Budget *City of Lomita*

Railroad Museum

The Lomita Railroad Museum was founded by Mrs. Irene Lewis and donated to the City in 1967. It is the only museum in Lomita and serves as one of the City's cultural and historical focal points. The museum's mission is dedicated to fostering a deeper understanding and appreciation of the steam locomotive. This mission is accomplished by presenting history through exhibits, interpretive displays, tours, special events, and outreach programs

Expenditures Summary

	Actual 2020/21	Amended 2021/22	Adopted 2022/23	Proposed 2023/24
Salaries & Benefits	2,160	53,643	46,389	47,752
Operating & Maintenance	9,351	33,257	17,538	18,151
Capital Outlay	-	-	-	-
Total Expenditures	11,511	86,900	63,927	65,903

Personnel Allocation

	Authorized 2021/22	Change	Authorized 2022/23
PT Assistant Rec. Coordinators & Recreation Leaders	0.29	-	0.29
Department Total	2.14	-	2.14



FY 2022/23 & FY 2023/24 Biennial Budget

City of Lomita Railroad Museum

		Actual FY 2020/21	Amended FY 2021/22	Proposed FY 2022/23	Proposed FY 2023/24
100-General Fund					
Salaries & Benefits					
100-750-5110.000	Part-Time Salaries	701	50,399	43,835	45,060
100-750-5115.000	Overtime	-	500	500	500
100-750-5207.000	Medicare	7	1,272	1,033	1,139
100-750-5210.000	Workers' Compensation	1,452	1,472	1,021	1,053
Total Salaries & Benefits		2,160	53,643	46,389	47,752
Contract Services					
100-750-5345.000	Contractual Services	890	1,000	1,000	1,000
Total Contract Services		890	1,000	1,000	1,000
Other Expenses					
100-750-5405.000	Utilities	1,920	2,600	2,700	2,800
100-750-5410.000	Advertising	-	500	500	500
100-750-5415.000	Communications	247	300	350	400
100-750-5420.000	Mileage Reimbursement	-	50	50	50
100-750-5425.000	Dues and Memberships	-	300	300	300
100-750-5460.000	Insurance - Liability and Vehicle	4,843	4,907	3,588	3,701
Total Other Expenses		7,010	8,657	7,488	7,751
Supplies					
100-750-5505.000	Office Supplies and Expense	341	800	900	1,000
100-750-5515.000	Uniform Expense	-	700	750	800
Total Supplies		341	1,500	1,650	1,800
Repairs & Maintenance					
100-750-5705.000	General Maintenance	-	20,000	5,200	5,300
Total Repairs & Maintenance		-	20,000	5,200	5,300
Other Expenditures					
100-750-5755.000	Special Department Supplies	1,110	2,100	2,200	2,300
Total Other Expenditures		1,110	2,100	2,200	2,300
Total Railroad Museum - General Fund		11,511	86,900	63,927	65,903



FY 2022/23 & FY 2023/24 Biennial Budget *City of Lomita* *Railroad Museum*

Object No.	Budget Comment (Personnel)
5110	Salaries for part-time personnel.
5115	Salaries for overtime as necessary.
5207	Medicare insurance benefits.
5210	Workers' Compensation insurance and claims.
Budget Comment (Operations & Maintenance)	
5345	ADT Security System Contract & Kristar Enterprises (per L.A. County requirement for drainage, filters & maintenance at Irene Lewis Park).
5405	Utilities.
5410	General advertising expenses including flyers, banners, mailings, brochures and other promotional materials.
5415	Cellular phone & internet charges.
5420	Mileage reimbursement.
5425	Membership dues for Los Angeles Tourism Board (LA, Inc.), the American Association of State and Local History (AASLH), American Railroad Museums (ARM), and California Association of Museums (CAM).
5460	California Joint Powers Insurance Authority (CJPIA) liability & vehicle insurance.
5505	Office supplies.
5510	Purchase of small tools.
5515	Clothing & personal Expense: uniforms and clothing for staff.
5525	Miscellaneous equipment and supplies.
5705	Museum maintenance services (museum facility upkeep, landscaping, janitorial supplies, cleaning supplies, landscaping, etc.).
5755	Marketing and promotional items, small improvement projects, supplies and inventory software (Past Perfect). Includes books, prints, posters, postcards, and railroad related items.



FY 2022/23 & FY 2023/24 Biennial Budget *City of Lomita*

Park Athletic

The Athletic Fund is used by the Recreation Department to operate the adult and youth sports programs. Expenditures paid from these accounts include costs associated to leagues, tournaments, advertising, game officials, scorekeepers, uniforms, trophies, and equipment

Expenditures Summary

	Actual 2020/21	Amended 2021/22	Adopted 2022/23	Proposed 2023/24
Salaries & Benefits	4,358	9,266	10,252	10,509
Operating & Maintenance	777	31,970	41,768	41,788
Capital Outlay	-	-	-	-
Total Expenditures	5,135	41,236	52,020	52,297

Personnel Allocation

	Authorized 2021/22	Change	Authorized 2022/23
Recreation Supervisor	0.10	-	0.10
Department Total	0.10	-	0.10



FY 2022/23 & FY 2023/24 Biennial Budget

City of Lomita

Park Athletic

		Actual	Amended	Proposed	Proposed
		FY 2020/21	FY 2021/22	FY 2022/23	FY 2023/24
255-Park Athletic Fund					
Salaries & Benefits					
255-760-5105.000	Regular Salaries	2,967	6,980	7,926	8,152
255-760-5205.000	Health Insurance	423	1,377	1,423	1,426
255-760-5207.000	Medicare	44	105	119	122
255-760-5210.000	Workers' Compensation	228	200	183	188
255-760-5215.000	PERS Tier 1 (2.5% @ 55)	225	-	-	-
255-760-5217.000	PERS Tier 3 (2% @ 62)	82	598	592	611
255-760-5222.000	PERS Tier 1 Unfunded Liability	389	-	-	-
255-760-5224.000	PERS Tier 3 Unfunded Liability	-	6	9	10
Total Salaries & Benefits		4,358	9,266	10,252	10,509
Contract Services					
255-760-5335.163	Adult Soccer Official/Scoring	-	3,000	5,206	5,206
255-760-5345.000	Contractual Services	15	6,000	11,040	11,040
Total Contract Services		15	9,000	16,246	16,246
Other Expenses					
255-760-5460.000	Insurance - Liability and Vehicle	762	666	642	662
Total Other Expenses		762	666	642	662
Supplies					
255-760-5505.000	Office Expense	-	104	104	104
255-760-5506.000	Sport Supplies	-	18,200	21,576	21,576
Total Supplies		-	18,304	21,680	21,680
Other Expenditures					
255-760-5735.000	Miscellaneous Expense	-	4,000	3,200	3,200
Total Other Expenditures		-	4,000	3,200	3,200
Total Park Athletic Fund		5,135	41,236	52,020	52,297



FY 2022/23 & FY 2023/24 Biennial Budget *City of Lomita* *Park Athletic*

Object No.	Budget Comment (Personnel)
5105	Salaries for full-time personnel.
5205	Annual health care, vision, dental, life insurance, long-term care benefits and EAP services for employees.
5207	Medicare insurance benefits.
5210	Workers' Compensation insurance and claims.
5215	Retirement benefit costs for PERS Tier 1 employees (2.5% @ 55).
5215	Retirement benefit costs for PERS Tier 2 employees (2% @ 60).
5222	Unfunded Accrued Liability costs for Tier 1 employees retirement benefit.
5223	Unfunded Accrued Liability costs for Tier 2 employees retirement benefit.

Budget Comment (Operations & Maintenance)

5335.163	Adult Soccer Official/Scoring and supplies.
5335.165	Adult Basketball Official/Scoring and supplies.
5345	Payments to various contractual agreements (officials, contract Summer camp instructors, etc.).
5410	Advertising of adult and youth athletic programs
5460	California Joint Powers Insurance Authority (CJPIA) liability & vehicle insurance.
5505	Office supplies.
5506	Funds for sports programming supplies such as uniforms, equipment, awards, trophies, tournaments, safety items, training materials, contract game officials, junior golf and youth camps.
5506.160	Youth Flag Football Supplies.
5506.161	Youth Volleyball Supplies.
5506.162	Youth Soccer Supplies.
5506.163	Adult Soccer League Supplies.
5506.164	Youth Basketball Supplies.
5506.166	Youth Baseball Supplies.
5735	Funds for items not covered in any other account such as buses, holiday events, recreation department holiday events, field trip purchases and miscellaneous programming expenses.

**PUBLIC WORKS
DEPARTMENT**

CITY OF LOMITA

FY 2021-2022 ACCOMPLISHMENTS

PUBLIC WORKS DEPARTMENT

The Public Works Department consists of the Public Works Administration, Street Maintenance, Tree Maintenance, Water System Operations and Maintenance, and Safety Compliance Divisions. The Public Works Department accomplished the following during FY 2021-2022:

Public Works Administration / Capital Improvement Program

Public Works Administration is responsible for overseeing the design, plan checking, and inspection of the City's infrastructure (water, sewer, storm drains, streets, signals, and street), and administering the traffic engineering program. In addition, the division provides project management and program management for the City's Capital Improvement Program (CIP).

- Completed the of the Slurry Seal Program for three city zones (C, F, and G) in the northern portion of Lomita.
- Awarded a design contract for reconstruction of streets in city zones C and F.
- Bid, awarded, and began construction on the Cypress Water Production Facility (CWPF) Upgrade project for additional Granular Activated Carbon filtration units at the CWPF to address benzene removal and aesthetic improvements.
- Bid, awarded, and began construction of the Narbonne Avenue Vacant Lot Activation.
- Bid construction of the Hathaway Park Restroom Upgrade (Sewer Connection) project.
- Reviewed and approved water and other utility plans for development projects. Reviewed, approved, and inspected xxx encroachment permits.
- Conducted regular Technical Traffic Advisory Committee (TTAC) meetings and staffed the Public Safety and Traffic Commission. The TTAC received and evaluated xx-related traffic concerns.
- Continued partnering with Los Angeles County, City of Los Angeles, and other partner cities to administer the Coordinated Integrated Monitoring Program (CIMP) for the Dominguez Channel Watershed Management Area to meet the Los Angeles County Area-wide MS4 Permit requirements. Submitted the City's NPDES annual report to Los Angeles Regional Water Quality Control Board.
- Prepared the 2020 Consumer Confidence Report, distributed it to all water customers via electronic methods, and submitted to the State.
- Completed the City's annual Water Loss Audit, pursuant to SB 555.
- Completed the Electronic Annual Report (eARS) for the water system.

- Prepared the City's 2020 Urban Water Management Plan.

Parks Maintenance Division

The Parks Maintenance Division maintains the landscaped areas in City parks and surrounding City facilities, including irrigation, playground equipment inspection, and trash removal.

- Mowed City grounds xx times; trimmed hedges xxx times; fertilized turf xx times.
- Repaired sprinklers/irrigation components xxx times.
- Conducted xx inspections of playground equipment.
- Conducted weeding, trimming, irrigation repair, and trash pick-up at the Landscape Maintenance District #1 throughout the year.

Street Maintenance Division

The primary functions of the Street Maintenance Division include the installation, maintenance, and repair of street pavement, sidewalk, curb and gutter, street and traffic regulatory signs, curb and street marking, and graffiti removal.

- Replaced xxx street signs and/or posts.
- Cleaned xxx incidents of graffiti.
- Performed xxx repairs to damaged sidewalks, curbs, and gutters.
- Cleaned the City's approximately xx storm drain catch basins.
- Fixed approximately xx potholes on various streets throughout the City performing asphalt Zipper work.

Tree Maintenance Division

The Tree Maintenance Division is responsible for managing the City's urban forest, through routine pruning and trimming, removal, and replacement of City trees, and planting new trees, in conjunction with contracted tree services.

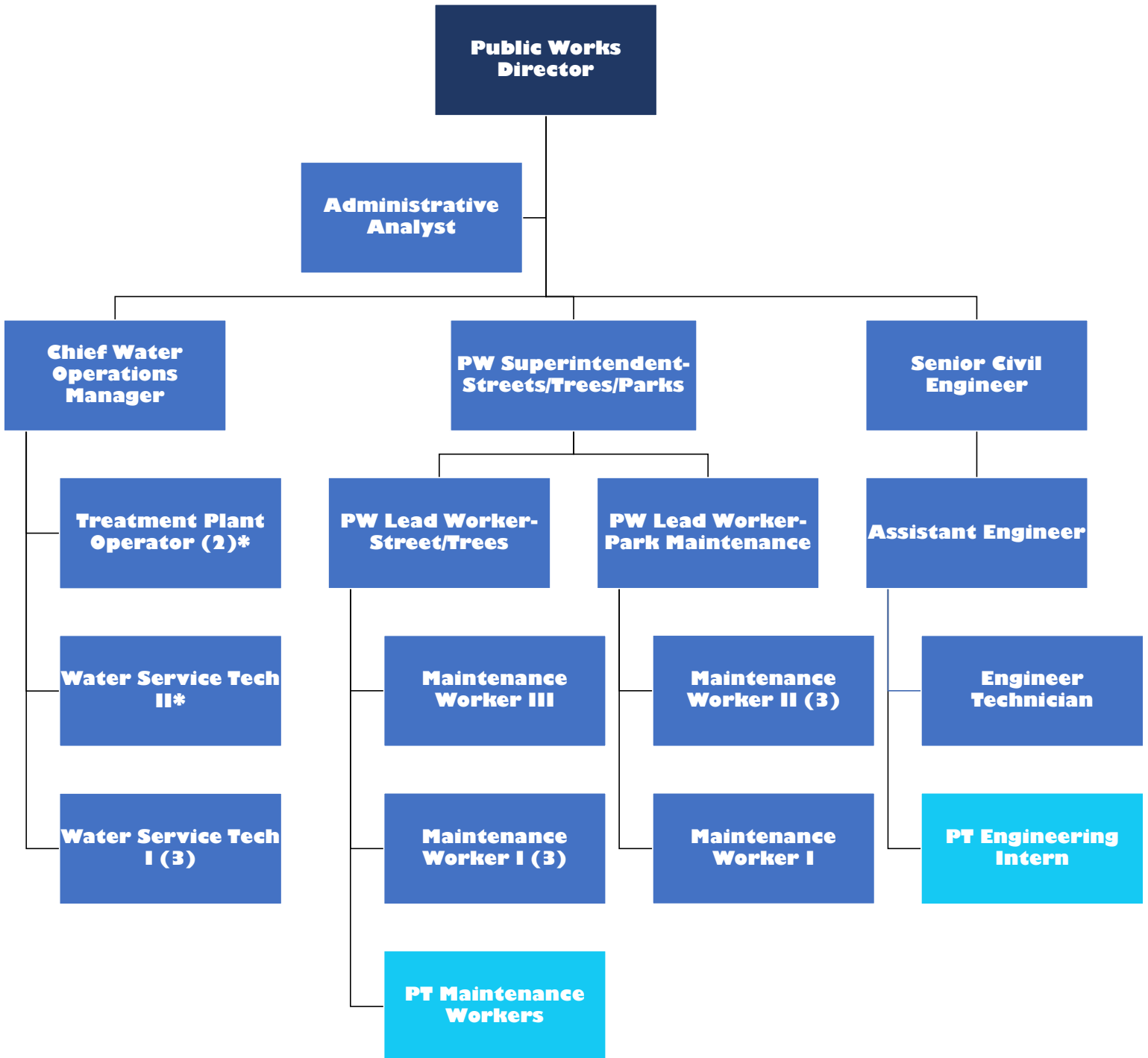
- Removed xx dead trees and stumps, planted xx replacement trees, and trimmed xx trees with City forces.
- Requested proposals for a tree trimming contractor and oversaw contractor for trimming trees along City parkways.

Water System Operations and Maintenance Division

The Water System Operations and Maintenance Division is responsible for all water system operations including distribution, operation of the Cypress Water Production Facility, water quality compliance monitoring and testing, water meter reading, and water system preventive maintenance.

- Performed xx water main break and service leak repairs, and xxx water meter maintenance repairs/change-outs.
- Executed on-going water main line valve turning and exercising program and flushed all dead-end water mains for water quality per State guidelines.
- Completed water meter reading for all billing cycles. Completed xxx water billing system service requests (verifying meter information, account information, meter re-reads, distribution of late billing notices, water shuts-offs and turn-ons).
- Operated and maintained the Harbor Hills Storage Tank, all import water connections, including West Basin 7 and West Basin 8, and the Cypress Water Production Facility (maintenance only). Maintained and monitored each of the four (4) water pressure zones.

Public Works Department Organization Chart



*One Treatment Operator is being underfilled at the Water Service Tech II.



FY 2022/23 & FY 2023/24 Biennial Budget

City of Lomita

Public Works Administration

The Public Works Administration Division provides engineering coordination and administrative support for public works services; coordinated minor maintenance and operation of City lighting and streets; provides traffic engineering services and serves as consulting staff to the Traffic Technical Advisory Committee and the Public Safety and Traffic Commission.

Expenditures Summary

	Actual 2020/21	Amended 2021/22	Proposed 2022/23	Proposed 2023/24
Salaries & Benefits	189,179	223,536	278,002	293,947
Operating & Maintenance	62,749	87,218	83,038	89,108
Capital Outlay	-	-	-	-
Total Expenditures	251,928	310,754	361,040	383,055

Personnel Allocation

	Authorized 2021/22	Change	Authorized 2022/23
Public Works Director	0.25	-	0.25
Administrative Analyst	0.50	-	0.50
Senior Civil Engineer	0.60	-	0.60
Assistant Engineer	0.80	-	0.80
Engineering Technician	-	1.00	1.00
PT Engineering Intern	0.48	-	0.48
Department Total	2.63	1.00	3.63



FY 2022/23 & FY 2023/24 Biennial Budget

City of Lomita

Public Works Administration

		Actual	Amended	Proposed	Proposed
		FY 2020/21	FY 2021/22	FY 2022/23	FY 2023/24
100-General Fund					
Salaries & Benefits					
100-605-5105.000	Regular Salaries	134,874	160,761	203,861	215,376
100-605-5110.000	Part-Time Salaries	15,653	16,960	16,540	17,360
100-605-5205.000	Health Insurance	14,262	24,397	32,863	34,967
100-605-5207.000	Medicare	2,121	2,666	3,306	3,491
100-605-5210.000	Workers' Compensation	4,286	5,103	5,075	5,380
100-605-5215.000	PERS Tier 1 (2.5% @ 55)	536	-	-	-
100-605-5216.000	PERS Tier 2 (2% @ 60)	3,405	6,149	3,589	3,830
100-605-5217.000	PERS Tier 3 (2% @ 62)	6,923	7,074	12,122	12,813
100-605-5222.000	PERS Tier 1 Unfunded Liability	6,671	-	-	-
100-605-5223.000	PERS Tier 2 Unfunded Liability	263	280	402	443
100-605-5224.000	PERS Tier 3 Unfunded Liability	185	146	244	287
Total Salaries & Benefits		189,179	223,536	278,002	293,947
Contract Services					
100-605-5340.000	Professional Services	-	10,000	-	-
100-605-5345.000	Contractual Services	48,804	60,000	65,000	70,000
Total Contract Services		48,804	70,000	65,000	70,000
Other Expenses					
100-605-5420.000	Mileage Reimbursement	12	-	-	-
100-605-5460.000	Insurance - Liability and Vehicle	14,293	17,018	17,838	18,908
Total Other Expenses		14,305	17,018	17,838	18,908
Supplies					
100-605-5505.000	Office Supplies and Expense	174	200	200	200
Total Supplies		174	200	200	200
City Council Expense					
100-605-5799.000	Inventory Adjustment	(534)	-	-	-
Total City Council Expense		(534)	-	-	-
Total Public Works Administration - General Fund		251,928	310,754	361,040	383,055



FY 2022/23 & FY 2023/24 Biennial Budget

City of Lomita

Public Works Administration

Object No.	Budget Comment (Personnel)
5105	Salaries for full-time personnel.
5110	Salaries for part-time personnel.
5205	Annual health care, vision, dental, life insurance, long-term care benefits and EAP services for employees.
5207	Medicare insurance benefits.
5210	Workers' Compensation insurance and claims.
5215	Retirement benefit costs for PERS Tier 1 employees (2.5% @ 55).
5216	Retirement benefit costs for PERS Tier 2 employees (2% @ 60).
5217	Retirement benefit costs for PERS Tier 3 employees (2% @ 62).
5222	Unfunded Accrued Liability costs for Tier 1 employees retirement benefit.
5223	Unfunded Accrued Liability costs for Tier 2 employees retirement benefit.
5224	Unfunded Accrued Liability costs for Tier 3 employees retirement benefit.

Budget Comment (Operations & Maintenance)

5337	City's share of the Coordinated Integrated Monitoring Program (CIMP) implementation costs for the Dominguez Channel Watershed Management Area.
5340	Costs for NPDES Inspections
5345	Costs for Traffic Advisor services, Engineering and Traffic Surveys, and Industrial Waste Inspection Fees.
5420	Mileage reimbursement.
5460	California Joint Powers Insurance Authority (CJPIA) liability and vehicle insurance.
5505	Office supplies.



FY 2022/23 & FY 2023/24 Biennial Budget

City of Lomita

Street Maintenance

The Street Maintenance Division provides roadway maintenance to City streets, sidewalks, curbs, and gutters; maintains, replaces and installs street and traffic signs; removes, installs and/or changes curb markings as directed by the Public Safety & Traffic Commission; removes graffiti from City property; street sweeping of City streets; annual cleaning of storm drain catch basins and inlet protection maintenance; National Pollutant Discharge Elimination System (NPDES) and Stormwater MS4 permit compliance; and establishes and maintains a cooperative working environment between street, tree and water crews.

Expenditures Summary

	Actual 2020/21	Amended 2021/22	Proposed 2022/23	Proposed 2023/24
Salaries & Benefits	383,323	515,628	470,178	499,485
Operating & Maintenance	276,621	334,482	352,131	353,916
Capital Outlay	-	-	-	-
Total Expenditures	659,944	850,110	822,309	853,401

Personnel Allocation

	Authorized 2021/22	Change	Authorized 2022/23
PW Superintendent - Streets/Trees/Park Maintenance	0.75	-	0.75
PW Lead Worker Streets & Trees	0.80	-	0.80
Maintenance Worker III	0.80	-	0.80
Maintenance Worker III	1.00	-	1.00
Maintenance Worker I	1.60	-	1.60
PT Maintenance Worker	0.48	-	0.48
Department Total	5.43	-	5.43



FY 2022/23 & FY 2023/24 Biennial Budget

City of Lomita

Street Maintenance

		Actual	Amended	Proposed	Proposed
		FY 2020/21	FY 2021/22	FY 2022/23	FY 2023/24
100-General Fund					
Salaries & Benefits					
100-610-5105.000	Regular Salaries	143,606	208,952	200,830	214,251
100-610-5205.000	Health Insurance	24,732	42,737	46,209	49,881
100-610-5207.000	Medicare	2,057	3,134	3,012	3,214
100-610-5210.000	Workers' Compensation	4,559	5,988	4,613	4,940
100-610-5215.000	PERS Tier 1 (2.5% @ 55)	2,660	2,882	-	-
100-610-5216.000	PERS Tier 2 (2% @ 60)	6,524	6,700	6,735	7,187
100-610-5217.000	PERS Tier 3 (2% @ 62)	3,482	8,696	9,172	9,801
100-610-5222.000	PERS Tier 1 Unfunded Liability	7,586	12,384	-	-
100-610-5223.000	PERS Tier 2 Unfunded Liability	299	351	393	438
100-610-5224.000	PERS Tier 3 Unfunded Liability	210	183	239	284
Total Salaries & Benefits		195,715	292,007	271,203	289,996
Other Expenses					
100-610-5430.000	Conferences and Meetings	-	2,200	2,200	2,200
100-610-5460.000	Insurance - Liability and Vehicle	15,205	19,970	16,212	17,364
Total Other Expenses		15,205	22,170	18,412	19,564
Total Street & Park Maintenance - General Fund		210,920	314,177	289,615	309,560
205-Gas Tax					
Salaries & Benefits					
205-610-5105.000	Regular Salaries	112,902	122,024	108,025	114,369
205-610-5110.000	Part-Time Salaries	6,566	16,550	17,400	18,270
205-610-5115.000	Overtime	6,773	15,000	15,000	15,000
205-610-5116.000	Stand By	13,048	13,100	13,100	13,100
205-610-5205.000	Health Insurance	22,795	29,088	31,368	33,840
205-610-5207.000	Medicare	1,824	2,500	2,303	2,411
205-610-5210.000	Workers' Compensation	5,072	4,784	3,535	3,716
205-610-5215.000	PERS Tier 1 (2.5% @ 55)	4,433	4,697	-	-
205-610-5216.000	PERS Tier 2 (2% @ 60)	-	-	-	-
205-610-5217.000	PERS Tier 3 (2% @ 62)	5,804	6,248	8,069	8,578
205-610-5222.000	PERS Tier 1 Unfunded Liability	8,165	9,490	-	-
205-610-5223.000	PERS Tier 2 Unfunded Liability	-	-	-	-
205-610-5224.000	PERS Tier 3 Unfunded Liability	226	140	175	205
Total Salaries & Benefits		187,608	223,621	198,975	209,489



FY 2022/23 & FY 2023/24 Biennial Budget

City of Lomita

Street Maintenance

		Actual	Amended	Proposed	Proposed
		FY 2020/21	FY 2021/22	FY 2022/23	FY 2023/24
Contract Services					
205-610-5335.000	Maintenance & License Agreements	25,686	39,181	30,000	30,000
205-610-5340.000	Professional Services	2,948	2,410	10,000	10,000
205-610-5346.000	Street Sweeping Contract	80,199	80,199	81,913	81,913
205-610-5347.000	Pavement - Catch Basin	-	-	1,000	1,000
Total Contract Services		108,833	121,790	122,913	122,913
Other Expenses					
205-610-5405.000	Utilities	22,907	15,196	25,000	25,000
205-610-5415.000	Communications	1,024	1,057	600	600
205-610-5420.000	Mileage Reimbursement	-	112	150	150
205-610-5425.000	Dues and Membership	-	250	-	-
205-610-5435.000	Training and Education	-	705	1,000	1,000
205-610-5460.000	Insurance - Liability and Vehicle	16,915	15,953	12,426	13,059
Total Other Expenses		40,846	33,273	39,176	39,809
Supplies					
205-610-5505.000	Office Supplies and Expense	719	427	750	750
205-610-5510.000	Small Tools	28	3,258	1,200	1,200
205-610-5515.000	Uniform Expense	4,328	3,338	4,000	4,000
205-610-5525.000	Equipment Under \$5k	4,587	2,128	5,000	5,000
Total Supplies		9,662	9,151	10,950	10,950
Rental					
205-610-5605.000	Rents and Leases	4,402	6,032	5,000	5,000
Total Rentals		4,402	6,032	5,000	5,000
Repairs & Maintenance					
205-610-5705.000	General Maintenance	51,300	30,000	50,000	50,000
205-610-5710.000	Equipment Maintenance	16,355	19,487	15,000	15,000
205-610-5720.000	Fuel	9,023	11,899	10,000	10,000
Total Repairs & Maintenance		76,678	61,386	75,000	75,000
Total Street Maintenance - Gas Tax Fund		428,029	455,253	452,014	463,161



FY 2022/23 & FY 2023/24 Biennial Budget

City of Lomita

Street Maintenance

	Actual FY 2020/21	Amended FY 2021/22	Proposed FY 2022/23	Proposed FY 2023/24
207-Measure R Local Return				
Contract Services				
207-610-5345.000 Contractual Services	5,680	5,680	5,680	5,680
Total Contract Services	5,680	5,680	5,680	5,680
Repairs & Maintenance				
207-610-5705.000 General Maintenance	1,500	10,000	10,000	10,000
207-610-5706.000 Street Repairs	10,022	40,000	40,000	40,000
Total Repairs & Maintenance	11,522	50,000	50,000	50,000
Total Street Maintenance - Measure R Local Return Fund	17,202	55,680	55,680	55,680
311-Street Improvement				
Repairs & Maintenance				
311-610-5706.000 Street Repairs	3,793	25,000	25,000	25,000
Total Repairs & Maintenance	3,793	25,000	25,000	25,000
Total Street Maintenance - Streets Improvement Fund	3,793	25,000	25,000	25,000
Total Street Maintenance - General Fund, Gas Tax, Measure R, Street Improvement Funds	659,944	850,110	822,309	853,401



FY 2022/23 & FY 2023/24 Biennial Budget City of Lomita Street Maintenance

Object No.	Budget Comment (Personnel)
5105	Salaries for full-time personnel.
5110	Salaries for part-time personnel.
5115	Overtime for Stand-by response time and personnel.
5116	Stand By pay.
5205	Annual health care, vision, dental, life insurance, long-term care benefits and EAP services for employees.
5207	Medicare insurance benefits.
5210	Workers' Compensation insurance and claims.
5215	Retirement benefit costs for PERS Tier 1 employees (2.5% @ 55).
5217	Retirement benefit costs for PERS Tier 3 employees (2% @ 62).
5222	Unfunded Accrued Liability costs for Tier 1 employees retirement benefit.
5224	Unfunded Accrued Liability costs for Tier 3 employees retirement benefit.

Budget Comment (Operations & Maintenance)

5335	Caltrans traffic signal maintenance and city-owned signal and street light maintenance.
5336	National Pollutant Discharge Elimination System (NPDES) annual permit fee; Storm drain system permit fee, Trash Total Maximum Daily Load (Trash TMDL) permit fee.
5340	Consulting services as needed for street maintenance projects. Pavement Management Program Update, inspection services.
5345	Iworq Inventory Management software.
5346	Street sweeping contractor.
5347	Pavement marking/stripping; Catch Basin cleaning.
5405	Southern California Edison (SCE) - electricity for traffic signals and streetlights.
5415	Communications expense.
5420	Mileage reimbursement.
5425	Dues for trade organization memberships: APWA, ASCE and other organizations.
5430	Travel and conference expense.
5435	Employee training.
5460	California Joint Powers Insurance Authority (CJPIA) liability and vehicle insurance.
5505	Office supplies.
5510	Replacement tools.
5515	Work clothing: safety shoes and uniforms, safety glasses, and rain gear.
5525	Cameras and monitoring equipment.
5605	Heavy equipment, tool rentals; rental of Asphalt Paving machine and other equipment.
5705	General maintenance supplies, dumping fees, asphalt, concrete, forming material, paint, graffiti removal materials, street/traffic signs and posts, etc.
5706	Annual expenses for street repair.
5710	Equipment repair and maintenance including heavy equipment.
5720	Vehicle fuel costs.



FY 2022/23 & FY 2023/24 Biennial Budget City of Lomita

Park Maintenance

The Park Maintenance Division maintains all City Parks, the Railroad Museum, City buildings, landscaped areas, senior walking path, tennis courts, softball fields, gymnasium, Community Building, Stephenson Center, playground equipment and the City Hall complex which includes the Rossick Plaza; and establishes and maintains a cooperative working environment between street, tree, and water crews.

Expenditures Summary

	Actual 2020/21	Amended 2021/22	Proposed 2022/23	Proposed 2023/24
Salaries & Benefits	228,046	417,745	422,419	447,285
Operating & Maintenance	101,099	168,665	171,255	178,675
Capital Outlay	-	-	-	-
Total Expenditures	329,145	586,410	593,674	625,960

Personnel Allocation

	Authorized 2021/22	Change	Authorized 2022/23
PW Lead Worker Park Maintenance	0.85	-	0.85
Maintenance Worker II	2.55	-	2.55
Maintenance Worker I	0.85	1.00	1.85
PT Maintenance Worker	-	0.96	0.96
Department Total	4.25	1.96	6.21



FY 2022/23 & FY 2023/24 Biennial Budget

City of Lomita

Park Maintenance

		Actual	Amended	Proposed	Proposed
		FY 2020/21	FY 2021/22	FY 2022/23	FY 2023/24
100-General Fund					
Salaries & Benefits					
100-740-5105.000	Regular Salaries	141,875	243,331	242,633	257,492
100-740-5110.000	Part-Time Salaries	-	33,100	35,670	36,540
100-740-5115.000	Overtime	6,611	8,000	8,000	8,000
100-740-5116.000	Stand By	13,048	13,100	13,100	13,100
100-740-5205.000	Health Insurance	34,547	64,800	70,124	75,561
100-740-5207.000	Medicare	2,205	4,476	4,505	4,740
100-740-5210.000	Workers' Compensation	5,104	8,558	6,916	7,305
100-740-5215.000	PERS Tier 1 (2.5% @ 55)	11,734	11,862	7,578	8,109
100-740-5216.000	PERS Tier 2 (2% @ 60)	3,818	8,855	4,009	4,075
100-740-5217.000	PERS Tier 3 (2% @ 62)	-	3,137	10,019	10,773
100-740-5222.000	PERS Tier 1 Unfunded Liability	8,759	17,760	18,923	20,525
100-740-5223.000	PERS Tier 2 Unfunded Liability	345	504	586	646
100-740-5224.000	PERS Tier 3 Unfunded Liability	-	262	356	419
Total Salaries & Benefits		228,046	417,745	422,419	447,285
Contract Services					
100-740-5345.000	Contractual Services	-	15,000	15,000	15,000
100-740-5350.000	Tree Trimming Contract	-	50,000	50,000	50,000
Total Contract Services		-	65,000	65,000	65,000
Other Expenses					
100-740-5405.000	Utilities	14,601	9,500	15,000	15,000
100-740-5415.000	Communications	447	500	550	600
100-740-5420.000	Mileage Reimbursement	-	1,700	500	500
100-740-5425.000	Dues and Memberships	860	800	800	800
100-740-5430.000	Conferences and Meetings	-	3,700	3,700	3,700
100-740-5435.000	Training and Education	640	1,000	1,000	1,000
100-740-5460.000	Insurance - Liability and Vehicle	17,023	28,540	24,305	25,675
Total Other Expenses		33,571	45,740	45,855	47,275
Supplies					
100-740-5505.000	Office Supplies and Expense	491	400	400	400
100-740-5510.000	Small Tools	326	1,100	500	500
100-740-5515.000	Uniform Expense	2,449	4,400	3,500	3,500
100-740-5525.000	Equipment Under \$5k	-	1,500	-	-
Total Supplies		3,266	7,400	4,400	4,400



FY 2022/23 & FY 2023/24 Biennial Budget

City of Lomita

Park Maintenance

		Actual	Amended	Proposed	Proposed
		FY 2020/21	FY 2021/22	FY 2022/23	FY 2023/24
Rentals					
100-740-5605.000	Rents and Leases	2,464	-	-	-
Total Rentals		2,464	-	-	-
Repairs & Maintenance					
100-740-5705.000	General Maintenance	35,770	25,000	30,000	35,000
100-740-5710.000	Equipment Maintenance	20,808	15,000	16,000	17,000
100-740-5720.000	Fuel	5,220	8,600	10,000	10,000
Total Repairs & Maintenance		61,798	48,600	56,000	62,000
Other Expenditures					
100-740-5755.000	Special Department Supplies	-	1,925	-	-
Total Other Expenditures		-	1,925	-	-
Total Building & Park Maintenance - General Fund		329,145	586,410	593,674	625,960



FY 2022/23 & FY 2023/24 Biennial Budget

City of Lomita

Park Maintenance

Object No.	Budget Comment (Personnel)
5105	Salaries for full-time personnel.
5110	Salaries for part-time personnel.
5115	Salaries for overtime as necessary.
5116	Stand By pay.
5205	Annual health care, vision, dental, life insurance, long-term care benefits and EAP services for employees.
5207	Medicare insurance benefits.
5210	Workers' Compensation insurance and claims.
5215	Retirement benefit costs for PERS Tier 1 employees (2.5% @ 55).
5216	Retirement benefit costs for PERS Tier 2 employees (2% @ 60).
5222	Unfunded Accrued Liability costs for Tier 1 employees retirement benefit.
5223	Unfunded Accrued Liability costs for Tier 2 employees retirement benefit.

Budget Comment (Operations & Maintenance)

5345	Landscape Maintenance for numerous areas throughout the city.
5350	Tree Trimming Contract
5405	Southern California Edison and Gas Company.
5415	Communications expense.
5420	Mileage reimbursement.
5425	PAPA memberships for staff. L.A. County Dept. of Pesticide Regulations license renewal. NRPA Playground Safety Inspector Certification and memberships. CPRS memberships. All other related memberships.
5430	Travel and conference expense.
5435	Pesticide training classes for maintenance staff. Various NRPA, CPRS, JPIA, and other related trainings.
5460	California Joint Powers Insurance Authority (CJPIA) liability & vehicle insurance.
5505	Office supplies.
5510	Purchase of small tools.
5515	Uniform and safety clothing including safety boots.
5525	Landscaping and facility maintenance equipment.
5605	Miscellaneous equipment rentals and yearly Metro Park Lease.
5705	General maintenance supplies and services to maintain and repair all City park softscapes: trees, irrigation, landscaping as well as concrete pathways.
5710	Repairs to small equipment such as lawn mowers, riding mowers, landscaping equipment, custodial equipment, minor vehicle repairs, tires, etc.
5720	Vehicle fuel costs.
5730	Operating contingency.
5755	Special department expense.



FY 2022/23 & FY 2023/24 Biennial Budget

City of Lomita

Tree Maintenance

The Tree Maintenance Division maintains City owned street trees by properly trimming them for safety, tree health and aesthetic purposes; responds to all street tree emergencies; assists Street Maintenance crews with sidewalk and/or street repairs; and establishes and maintains a cooperative working environment between tree, street, and water crews.

Expenditures Summary

	Actual 2020/21	Amended 2021/22	Proposed 2022/23	Proposed 2023/24
Salaries & Benefits	-	-	-	-
Operating & Maintenance	72,281	75,999	75,999	75,999
Capital Outlay	-	-	-	-
Total Expenditures	72,281	75,999	75,999	75,999



FY 2022/23 & FY 2023/24 Biennial Budget

City of Lomita

Tree Maintenance

		Actual	Amended	Proposed	Proposed
		FY 2020/21	FY 2021/22	FY 2022/23	FY 2023/24
205-Gas Tax					
Contract Services					
205-620-5350.000	Tree Trimming Contract	56,975	55,414	55,414	55,414
Total Contract Services		56,975	55,414	55,414	55,414
Supplies					
205-620-5505.000	Office Supplies and Expense	166	250	250	250
205-620-5510.000	Small Tools	251	500	500	500
205-620-5515.000	Uniform Expense	778	1,500	1,500	1,500
205-620-5525.000	Equipment Under \$5k	1,314	1,335	1,335	1,335
Total Supplies		2,509	3,585	3,585	3,585
Repairs & Maintenance					
205-620-5705.000	General Maintenance	3,924	5,000	5,000	5,000
205-620-5710.000	Equipment Maintenance	8,568	6,000	6,000	6,000
205-620-5720.000	Fuel	305	-	-	-
Total Repairs & Maintenance		12,797	11,000	11,000	11,000
Other Expenditures					
205-620-5752.000	Tree Planting	-	6,000	6,000	6,000
Total Other Expenditures		-	6,000	6,000	6,000
Total Tree Maintenance - Gas Tax Fund		72,281	75,999	75,999	75,999



FY 2022/23 & FY 2023/24 Biennial Budget

City of Lomita

Tree Maintenance

Object No.	Budget Comment (Personnel)
5105	Salaries for full-time personnel.
5205	Annual health care, vision, dental, life insurance, long-term care benefits and EAP services for employees.
5207	Medicare insurance benefits.
5210	Workers' Compensation insurance and claims.
5215	Retirement benefit costs for PERS Tier 1 employees (2.5% @ 55).
5217	Retirement benefit costs for PERS Tier 3 employees (2% @ 62).
5222	Unfunded Accrued Liability costs for Tier 1 employees retirement benefit.
5224	Unfunded Accrued Liability costs for Tier 3 employees retirement benefit.

Budget Comment (Operations & Maintenance)

5350	Tree trimming contract.
5460	California Joint Powers Insurance Authority (CJPIA) liability and vehicle insurance.
5505	Office supplies.
5510	Replacement tools and supplies.
5515	Safety shoes, gloves, clothing, rain gear, and other personal protective equipment.
5525	Equipment and supplies.
5705	Dump fees for tree trimming/removals, tree-related concrete and asphalt repairs
5710	Equipment maintenance.
5720	Vehicle fuel costs for City vehicles and equipment.
5752	Tree planting.



FY 2022/23 & FY 2023/24 Biennial Budget

City of Lomita

Safe Clean Water Program

Safe Clean Water Program is dedicated funding to increase local water supply, improve water quality and protect public health.

Expenditures Summary

	Actual 2020/21	Amended 2021/22	Proposed 2022/23	Proposed 2023/24
Salaries & Benefits	-	-	-	-
Operating & Maintenance	113,069	97,100	99,500	99,500
Capital Outlay	-	-	-	-
Total Expenditures	113,069	97,100	99,500	99,500



FY 2022/23 & FY 2023/24 Biennial Budget

City of Lomita

Safe Clean Water Program

	Actual FY 2020/21	Amended FY 2021/22	Proposed FY 2022/23	Proposed FY 2023/24
211 - Measure W Safe Clean Water Program				
Contract Services				
211-347-5340.000 Professional Services	24,840	-	9,500	9,500
211-347-5773.000 EWMP/CIMP Imp - SBCCOG	88,229	97,100	90,000	90,000
Total Contract Services	113,069	97,100	99,500	99,500
Total Measure W Safe Clean Water Program	113,069	97,100	99,500	99,500



FY 2022/23 & FY 2023/24 Biennial Budget
City of Lomita
Safe Clean Water Program

Object No.	Budget Comment (Operations & Maintenance)
5340	City's share of the Coordinated Integrated Monitoring Program (CIMP) implementation costs for the Dominguez Channel Watershed Management Area.



FY 2022/23 & FY 2023/24 Biennial Budget
City of Lomita

Landscape Maintenance District #1

To provide contract maintenance services for the Landscape Maintenance District #1 (Palos Verdes Drive North).

Expenditures Summary

	Actual 2020/21	Amended 2021/22	Proposed 2022/23	Proposed 2023/24
Salaries & Benefits	-	-	-	-
Operating & Maintenance	9,844	10,202	23,000	23,000
Capital Outlay	-	-	-	-
Total Expenditures	9,844	10,202	23,000	23,000



FY 2022/23 & FY 2023/24 Biennial Budget
City of Lomita
Landscape Maintenance District #1

		Actual FY 2020/21	Amended FY 2021/22	Proposed FY 2022/23	Proposed FY 2023/24
245-Landscape Maintenance District #1					
Contract Services					
245-720-5345.000	Contractual Services	-	628	9,000	9,000
Total Contract Services		-	628	9,000	9,000
Other Expenses					
245-720-5405.000	Utilities	8,203	8,574	13,000	13,000
Total Other Expenses		8,203	8,574	13,000	13,000
Other Expenditures					
245-720-5755.000	Special Department Supplies	1,641	1,000	1,000	1,000
Total Other Expenditures		1,641	1,000	1,000	1,000
Total Landscape Maintenance District #1 Fund		9,844	10,202	23,000	23,000



FY 2022/23 & FY 2023/24 Biennial Budget
City of Lomita
Landscape Maintenance District #1

Object No.	Budget Comment (Operations & Maintenance)
5345	Landscape maintenance for the bike path.
5405	Water and electrical costs for landscape maintenance.
5755	Supplies not included in any other account such as sprinklers, irrigation supplies, plants, etc. Includes fees charged by the County Assessor for the collection of the assessment.



FY 2022/23 & FY 2023/24 Biennial Budget City of Lomita

Water Maintenance

The Water Maintenance Division ensures the delivery of quality potable water to the citizens of Lomita; operates and maintains the water distribution and treatment systems; repairs damaged water meters; performs water meter reading to provide accurate accounts of water consumed by customers; assists customers requesting emergency water meter turn offs; manages imported water purchased from West Basin Municipal Water District (WBMWD) and groundwater production to ensure proper delivery and accurate billing; operates and maintains the Cypress Water Production Facility, including Well No. 5; performs water quality compliance monitoring; coordinates with state and federal regulatory agencies; provides engineering support of the water system; and establishes and maintains a cooperative working environment between water, street and tree crews.

Expenditures Summary

	Actual 2020/21	Amended 2021/22	Proposed 2022/23	Proposed 2023/24
Salaries & Benefits	1,127,490	1,205,465	1,410,037	1,487,999
Operating & Maintenance	3,549,175	3,755,809	3,784,670	3,912,257
Transfers to Other Funds	-	700,000	700,000	700,000
Total Expenditures	4,676,665	5,661,274	5,894,707	6,100,256

Personnel Allocation

	Authorized 2021/22	Change	Authorized 2022/23
Public Works Director	0.75	-	0.75
Senior Civil Engineer	0.40	-	0.40
Assistant Engineer	0.20	-	0.20
Administrative Analyst	0.50	-	0.50
Chief Water Treatment Operator	1.00	-	1.00
*Water Treatment Plant Operator (2)	2.00	-	2.00
Water Service Technician II	1.00	-	1.00
Water Service Technician I (3)	3.00	-	3.00
PW Superintendent - Streets/Trees/Park Maintenance	0.25	-	0.25
PW Lead Worker Parks Maintenance	0.15	-	0.15
PW Lead Worker Streets & Trees	0.20	-	0.20
Maintenance Worker III	0.20	-	0.20
Maintenance Worker II (3)	0.45	-	0.45
Maintenance Worker I (3)	0.55	-	0.55
Department Total	10.65	-	10.65

* Water Treatment Plant Operator currently under filled with Water Service Technician II



FY 2022/23 & FY 2023/24 Biennial Budget

City of Lomita

Water Maintenance

		Actual	Amended	Proposed	Proposed
		FY 2020/21	FY 2021/22	FY 2022/23	FY 2023/24
510-Water Operations					
Salaries & Benefits					
510-630-5105.000	Salaries	752,726	844,062	990,304	1,040,907
510-630-5115.000	Salaries Overtime	19,127	20,000	20,000	20,000
510-630-5116.000	Salaries Stand By	13,048	13,100	13,100	13,100
510-630-5125.000	Compensated Absences	66,426	-	-	-
510-630-5205.000	Health Insurance	127,374	161,936	199,046	214,614
510-630-5207.000	Medicare	10,719	13,157	15,351	16,110
510-630-5210.000	Workers' Compensation	25,725	25,192	23,268	24,526
510-630-5215.000	PERS Tier 1 (2.5% @ 55)	19,527	22,283	16,950	17,599
510-630-5216.000	PERS Tier 2 (2% @ 60)	23,062	23,914	24,114	25,171
510-630-5217.000	PERS Tier 3 (2% @ 62)	24,544	28,513	41,762	44,322
510-630-5222.000	PERS Tier 1 Unfunded Liability	42,371	51,105	63,006	68,115
510-630-5223.000	PERS Tier 2 Unfunded Liability	1,668	1,449	1,951	2,145
510-630-5224.000	PERS Tier 3 Unfunded Liability	1,173	754	1,185	1,390
Total Salaries & Benefits		1,127,490	1,205,465	1,410,037	1,487,999
Contract Services					
510-630-5335.000	Maintenance & License Agreements	4,227	7,000	7,000	7,000
510-630-5336.000	Permit & Assessment Fees	32,982	65,000	72,000	78,000
510-630-5338.000	Underground Service Alert	1,225	1,500	1,500	1,500
510-630-5339.000	Water Quality - Clinical Lab	20,665	35,000	37,800	38,520
510-630-5340.000	Professional Services	49,271	99,000	99,000	99,000
510-630-5340.345	Conservation Education	-	5,000	5,000	5,000
510-630-5341.000	Professional Services, Reservoir	2,493	25,000	25,000	25,000
510-630-5345.000	Contractual Services	-	29,000	29,000	29,000
Total Contract Services		110,863	266,500	276,300	283,020
Other Expenses					
510-630-5405.000	Utilities	1,031	10,000	10,000	10,000
510-630-5410.000	Advertising	372	800	800	800
510-630-5411.000	Customer Notifications	7,069	8,000	8,000	8,000
510-630-5415.000	Communications	3,534	5,000	5,000	5,000
510-630-5420.000	Mileage Reimbursement	-	1,000	1,000	1,000
510-630-5425.000	Dues and Memberships	945	2,000	2,000	2,000
510-630-5435.000	Training and Education	100	3,000	3,000	3,000
510-630-5440.000	Water Purchases - MWD	3,104,805	3,000,000	2,490,970	2,452,192
510-630-5441.000	Water Purchase - WRD	27	5,000	230,000	305,000
510-630-5442.000	Utilities - CWPF	5,063	30,000	75,500	99,000
510-630-5443.000	Water Prod Supply, Reservoir	4,223	12,000	271,822	324,546
510-630-5460.000	Insurance (Liability/Vehicle)	85,788	84,009	81,778	86,199
Total Other Expenses		3,212,957	3,160,809	3,179,870	3,296,737



FY 2022/23 & FY 2023/24 Biennial Budget

City of Lomita

Water Maintenance

		Actual	Amended	Proposed	Proposed
		FY 2020/21	FY 2021/22	FY 2022/23	FY 2023/24
Supplies					
510-630-5505.000	Office Expense	1,137	3,500	3,500	3,500
510-630-5510.000	Small Tools	1,852	4,000	4,000	4,000
510-630-5515.000	Uniform Expense	4,541	5,000	5,000	5,000
510-630-5525.000	Equipment Under \$5k	6,438	20,000	20,000	20,000
Total Supplies		13,968	32,500	32,500	32,500
Rentals					
510-630-5605.000	Rents & Leases	103,055	100,000	100,000	100,000
Total Rentals		103,055	100,000	100,000	100,000
Repairs & Maintenance					
510-630-5704.000	Meter Replacement	6,095	22,000	22,000	22,000
510-630-5705.000	General Maintenance	56,355	105,000	105,000	105,000
510-630-5709.000	Equipment Maintenance, Reservoir	15,981	17,000	17,000	17,000
510-630-5710.000	Equipment Maintenance	19,897	18,000	18,000	22,000
510-630-5720.000	Fuel	9,370	9,000	9,000	9,000
Total Repairs & Maintenance		107,698	171,000	171,000	175,000
Other Expenditures					
510-630-5755.000	Special Dept. Supplies & Expense	634	25,000	25,000	25,000
Total Other Expenditures		634	25,000	25,000	25,000
Transfers to Other Funds					
510-990-5993.000	Transfer to Water Capital	-	700,000	700,000	700,000
Total Transfers to Other Funds		-	700,000	700,000	700,000
Total Water Maintenance		4,676,665	5,661,274	5,894,707	6,100,256



FY 2022/23 & FY 2023/24 Biennial Budget

City of Lomita

Water Maintenance

Object No.	Budget Comment (Personnel)
5105	Salaries for full-time personnel.
5110	Salaries for part-time personnel.
5115	Salaries for overtime as necessary.
5116	Stand By pay for stand by personnel.
5205	Annual health care, vision, dental, life insurance, long-term care benefits and EAP services for employees.
5207	Medicare insurance benefits.
5210	Workers' Compensation insurance and claims.
5215	Retirement benefit costs for PERS Tier 1 employees (2.5% @ 55).
5216	Retirement benefit costs for PERS Tier 2 employees (2% @ 60).
5217	Retirement benefit costs for PERS Tier 3 employees (2% @ 62).
5222	Unfunded Accrued Liability costs for Tier 1 employees retirement benefit.
5223	Unfunded Accrued Liability costs for Tier 2 employees retirement benefit.
5224	Unfunded Accrued Liability costs for Tier 3 employees retirement benefit.

Budget Comment (Operations & Maintenance)

5335	Meter reading device interface; AutoCad software maintenance; plotter maintenance service; O&M software and training.
5336	Water System fees payable to the State Water Resources Control Board (SWRCB); National Pollutant Discharge Elimination System (NPDES) fees payable to the SWRCB; West Basin Water Association assessment fees; West Coast Basin Watermaster fees.
5337	City's share of the Coordinated Integrated Monitoring Program (CIMP) implementation costs for the Dominguez Channel Watershed Management Area.
5338	DigAlert.
5339	Water quality compliance testing by independent laboratories.
5340	Consultant to aid city in preparing regulatory reports to the SWRCB; SCADA System upgrades, operation and maintenance support; NPDES and MS4 permit compliance activities; as-needed engineering services for distribution system.
5340.345	Conservation education expenses.
5341	Professional services as needed.
5345	Engineering services; GIS services.
5405	Utilities.
5410	Advertising cost for recruitments.
5411	Cost for customer notifications.
5415	Communication costs including mobile service, pagers, telemetry land lines.
5420	Mileage and parking reimbursement.
5425	Dues for trade organization memberships: AWWA, APWA, ASCE and other organizations.
5430	AWWA, ASCE, APWA informational conferences, seminars/activities, etc.
5435	Work & job specific training. Training for the operation of water treatment facilities, well, pumps, reservoir and tanks, sampling, water quality, customer service.
5440	Import water purchases from West Basin Municipal Water District.



FY 2022/23 & FY 2023/24 Biennial Budget *City of Lomita* **Water Maintenance**

Budget Comment (Operations & Maintenance) Continued

5441	Water Replenishment District Assessment for groundwater production.
5442	Electricity and other utilities for CWPF.
5443	Water production and treatment supplies for CWPF.
5460	California Joint Powers Insurance Authority (CJPIA) liability and vehicle insurance.
5505	Office supplies.
5510	Small tool and material replacement.
5515	Boots, shoes, gloves, safety glasses, dust masks, uniforms and related materials.
5525	Purchases of equipment under 5k, small pump, valves, and fire hydrant diffuser.
5605	Public Works building lease (\$6,950/month).
5704	Water meter maintenance including testing, repairs, and replacements.
5705	Dump fees, water related asphalt and concrete repair costs, valve and meter replacements, main and service pipe repairs, fire hydrant replacements.
5709	Equipment maintenance for CWPF.
5710	Equipment maintenance and repairs for water distribution system.
5720	Vehicle fuel costs for City vehicles and equipment.
5755	Meter reading software & equipment.

**INTERNAL SERVICE
& FIDUCIARY
DEPARTMENTS**



FY 2022/23 & FY 2023/24 Biennial Budget

City of Lomita

Water Capital Debt Service

Bond financing for the Cypress Reservoir required City's approval and acceptance of Certificates of Participation for the repayment period to repay bond proceeds. Key objectives are to:

- Track depreciation of bond proceeds.
- Ensure interest is accrued annually.
- Monitor the principal balance of the bond.
- Accurately track the amortization schedule for the bond.

Expenditures Summary

	Actual 2020/21	Amended 2021/22	Adopted 2022/23	Proposed 2023/24
Salaries & Benefits	-	-	-	-
Operating & Maintenance	718,709	469,838	470,008	466,034
Capital Outlay	-	-	-	-
Total Expenditures	718,709	469,838	470,008	466,034



FY 2022/23 & FY 2023/24 Biennial Budget
City of Lomita
Water Capital Debt Service

		Actual	Amended	Proposed	Proposed
		FY 2020/21	FY 2021/22	FY 2022/23	FY 2023/24
510-Water Capital					
Operating Expenses					
520-910-5725.000	Depreciation	774,924	-	-	-
520-910-5726.000	Amortization Expense	-	-	-	-
520-910-5827.000	Capitalization	-	-	-	-
520-910-5890.000	Construction in Progress	(262,628)	-	-	-
520-910-7100.000	Debt Service	202,583	464,838	465,008	461,034
520-910-7105.000	COP Amortization Expense	-	-	-	-
520-910-7106.000	COP Administrative Fees	3,830	5,000	5,000	5,000
Total Debt Service - Water Capital Fund		718,709	469,838	470,008	466,034
Total Debt Service & Transfers - Water Capital Fund		718,709	469,838	470,008	466,034



FY 2022/23 & FY 2023/24 Biennial Budget
City of Lomita
Water Capital Debt Service

Object No.	Budget Comment (Operations & Maintenance)
5993	Transfer to Water Operations.
7100	Debt Service principle and interest.
7106	Certificates of Participation (COP) administration expense.



FY 2022/23 & FY 2023/24 Biennial Budget *City of Lomita*

Equipment Replacement

This Internal Service Fund was established to bill departments for equipment replacement on a scheduled basis. Equipment is defined as major equipment having a multi-year life expectancy and a depreciation value.

Expenditures Summary

	Actual 2020/21	Amended 2021/22	Proposed 2022/23	Proposed 2023/24
Salaries & Benefits	-	-	-	-
Operating & Maintenance	-	199,000	200,000	200,000
Capital Outlay	-	-	-	-
Total Expenditures	-	199,000	200,000	200,000



FY 2022/23 & FY 2023/24 Biennial Budget

City of Lomita

Equipment Replacement

	Actual FY 2020/21	Amended FY 2021/22	Proposed FY 2022/23	Proposed FY 2023/24
610-Equipment Replacement				
Repairs & Maintenance				
610-910-5825.000 Equipment Over 5K	-	199,000	200,000	200,000
Total Repairs & Maintenance	-	199,000	200,000	200,000
Total Equipment Replacement Fund	-	199,000	200,000	200,000



FY 2022/23 & FY 2023/24 Biennial Budget
City of Lomita
Equipment Replacement

Object No.	Budget Comment (Operations & Maintenance)
5825	To purchase, upgrade or replace equipment over \$5,000.



FY 2022/23 & FY 2023/24 Biennial Budget *City of Lomita*

Park Equipment Replacement

This Internal Service Fund was established to bill departments for park equipment replacement on a scheduled basis. Equipment is defined as major equipment having a multi-year life expectancy and a depreciation value.

Expenditures Summary

	Actual FY 2020/21	Amended FY 2021/22	Proposed FY 2022/23	Proposed FY 2023/24
Salaries & Benefits	-	-	-	-
Operating & Maintenance	-	-	515,000	-
Capital Outlay	-	-	-	-
Total Expenditures	-	-	515,000	-



FY 2022/23 & FY 2023/24 Biennial Budget

City of Lomita

Park Equipment Replacement

	Actual FY 2020/21	Amended FY 2021/22	Proposed FY 2022/23	Proposed FY 2023/24
<hr/>				
611-Park Equipment Replacement				
Repairs & Maintenance				
611-910-5705.000 General Maintenance	-	-	15,000	-
611-910-5825.000 Equipment Over 5K			500,000	-
Total Repairs & Maintenance	-	-	515,000	-
Total Park Equipment Replacement	-	-	515,000	-



FY 2022/23 & FY 2023/24 Biennial Budget
City of Lomita
Park Equipment Replacement

Object No.	Budget Comment (Operations & Maintenance)
5825.000	Playground Equipment for the Railroad Museum.



FY 2022/23 & FY 2023/24 Biennial Budget

City of Lomita

Sewer Replacement

This Internal Service Fund was established to fund sanitary sewer-related projects as needed for pipeline upgrades, regulatory requirements, and planning documents.

Expenditures Summary

	Actual FY 2020/21	Amended FY 2021/22	Proposed FY 2022/23	Proposed FY 2023/24
Salaries & Benefits	-	-	-	-
Operating & Maintenance	-	-	125,000	-
Capital Outlay	-	-	-	-
Total Expenditures	-	-	125,000	-



FY 2022/23 & FY 2023/24 Biennial Budget

City of Lomita

Sewer Replacement

	Actual	Amended	Proposed	Proposed
	FY 2020/21	FY 2021/22	FY 2022/23	FY 2023/24
612-Sewer Replacement				
Contract Services				
612-910-5345.000 Contractual Services	-	-	125,000	-
Total Contract Services	-	-	125,000	-
Total General Plan Update	-	-	125,000	-



FY 2022/23 & FY 2023/24 Biennial Budget
City of Lomita
Sewer Replacement

Object No.

Budget Comment (Operations & Maintenance)

5345

Sewer System Master Plan and Sewer System Management Plan Update and Audit.



FY 2022/23 & FY 2023/24 Biennial Budget

City of Lomita

Railroad Museum Foundation

Fundraising in support of the Lomita Railroad Museum in the form of donations, corporate gifts and grants. Recruits, trains, encourages and recognizes volunteers. Promotes the museum. Plans and develops special events. Prepares annual budget for approval by Railroad Museum Foundation and City Council.

Expenditures Summary

	Actual 2020/21	Amended 2021/22	Adopted 2022/23	Proposed 2023/24
Salaries & Benefits	-	-	-	-
Operating & Maintenance	-	15,000	15,000	15,000
Capital Outlay	-	-	-	-
Total Expenditures	-	15,000	15,000	15,000



FY 2022/23 & FY 2023/24 Biennial Budget

City of Lomita

Railroad Museum Foundation

	Actual FY 2020/21	Amended FY 2021/22	Proposed FY 2022/23	Proposed FY 2023/24
<hr/>				
720-Railroad Museum Foundation				
Repairs & Maintenance				
720-750-5705.000 General Maintenance	-	15,000	-	-
Total Repairs & Maintenance	-	15,000	-	-
Transfers to Lomita Railroad Museum Foundation				
720-990-5998.000 Transfers to Museum Foundation	-	-	15,000	15,000
Total Transfers to Lomita Railroad Museum Foundation	-	-	15,000	15,000
Total Railroad Museum Foundation Fund	-	15,000	15,000	15,000



FY 2022/23 & FY 2023/24 Biennial Budget
City of Lomita
Railroad Museum Foundation

Object No.	Budget Comment (Operations & Maintenance)
5345	Other Contractual Services
5410	Museum promotion, advertising, and newsletter.
5513	Museum gift shop expenses.
5705	General Maintenance.
5735	Office and miscellaneous expenses.
5755	Special department expenses.

CAPITAL IMPROVEMENT PROJECTS



FY 2022/23 & FY 2023/24 Biennial Budget *City of Lomita*

Capital Improvement Projects

The City of Lomita's Capital Improvement Projects are outlined in the City's Capital Improvement Program FY 2012-2017. These improvements include playground areas and installation of park benches, tables, picnic shelters, and park fencing; building security systems; upgrades to the City's water system including water main, water meter, meter valves, and service line replacements, updates to the City's Water Master Plan, undergoing major street repairs, engineering studies, stormwater best management program and other facility improvements.

Expenditures Summary

	Actual 2020/21	Amended 2021/22	Adopted 2022/23	Proposed 2023/24
Salaries & Benefits	-	-	-	-
Operating & Maintenance	23,253	70,000	13,226	13,843
Capital Outlay	1,131,598	3,487,061	10,671,860	6,506,100
Total Expenditures	1,154,851	3,557,061	10,685,086	6,519,943



FY 2022/23 & FY 2023/24 Biennial Budget City of Lomita Capital Improvement Projects

		Actual FY 2020/21	Amended FY 2021/22	Proposed FY 2022/23	Proposed FY 2023/24
205-Gas Tax Fund					
Capital Outlay					
205-810-5806.351	Slurry Seal	182,714	-	-	-
205-810-5806.367	Street Reconstruction - Zone C F	-	100,000	478,257	-
205-810-5806.369	Lomita/Narbonne Intersection - ADA	-	30,000	-	-
205-810-5806.366	ADA Projects	-	-	30,000	-
205-810-5806.xxx	Narbonne South Pipe Replacement	-	-	300,000	300,000
205-810-5806.368	Street Reconstruction - Zone G	28,805	50,000	-	400,000
Total Capital Outlay		<u>211,519</u>	<u>180,000</u>	<u>808,257</u>	<u>700,000</u>
Total Gas Tax Fund		<u>211,519</u>	<u>180,000</u>	<u>808,257</u>	<u>700,000</u>
207-Measure R Local Return					
Capital Outlay					
207-810-5806.351	Slurry Seal	322,862	-	-	-
207-810-5806.367	Street Reconstruction - Zone C F	49,464	100,000	702,018	-
207-810-5806.366	ADA Projects	-	-	30,000	-
207-810-5806.368	Street Reconstruction - Zone G	-	-	-	300,000
207-810-5806.369	Lomita/Narbonne Intersection - ADA	-	5,000	-	-
Total Capital Outlay		<u>372,326</u>	<u>105,000</u>	<u>732,018</u>	<u>300,000</u>
Total Measure R Local Return Fund		<u>372,326</u>	<u>105,000</u>	<u>732,018</u>	<u>300,000</u>
209-Measure M					
Capital Outlay					
209-810-5806.367	Street Reconstruction - Zone C F	42,328	100,000	776,949	-
209-810-5806.xxx	Narbonne South Pipe Replacement	-	-	300,000	300,000
Total Capital Outlay		<u>42,328</u>	<u>100,000</u>	<u>1,076,949</u>	<u>300,000</u>
Total Measure M Local Return Fund		<u>42,328</u>	<u>100,000</u>	<u>1,076,949</u>	<u>300,000</u>
211-Measure W Safe Clean Water Program					
Capital Outlay					
211-810-5806.369	Downtown Lomita Stormwater Project	3,976	127,900	200,000	150,000
Total Capital Outlay		<u>3,976</u>	<u>127,900</u>	<u>200,000</u>	<u>150,000</u>
Total Measure W Safe Clean Water Fund		<u>3,976</u>	<u>127,900</u>	<u>200,000</u>	<u>150,000</u>



FY 2022/23 & FY 2023/24 Biennial Budget City of Lomita Capital Improvement Projects

		Actual FY 2020/21	Amended FY 2021/22	Proposed FY 2022/23	Proposed FY 2023/24
225-Proposition C					
Capital Outlay					
225-810-5806.326	Pavement Management Plan	21,195	-	-	-
225-810-5806.369	Lomita/Narbonne Intersection -ADA	4,253	5,000	90,000	-
225-810-5806.366	ADA Projects	-	5,500	10,000	250,000
225-810-5806.370	CIP Master Plan	-	20,000	-	-
Total Capital Outlay		25,448	30,500	100,000	250,000
Total Proposition C Fund		25,448	30,500	100,000	250,000
 230 - Transportation Development Act					
Contract Services					
230-348-5345.000	Contractual Services	-	-	13,226	13,843
230-348-5755.000	Special Department Supplies & Expense	19	-	-	-
Total Contract Services		19	-	13,226	13,843
Capital Outlay					
230-810-5821.355	Street Reconstruction - Zone C F G	12,296	68,661	-	-
Total Capital Outlay		12,296	68,661	-	-
Total Transportation Development Act Fund		12,315	68,661	13,226	13,843
 310-Capital Improvement					
Capital Outlay					
310-820-5825.000	Equipment Over \$5k	-	40,000	-	-
310-820-5820.371	Narbonne Ave Vacant Lot	177,090	-	-	-
310-820-5820.xxx	Railroad Museum Improvements	-	-	75,000	-
Total Capital Outlay		177,090	40,000	75,000	-
Total Capital Improvement Fund		177,090	40,000	75,000	-
 311-Streets Improvement					
Capital Outlay					
311-810-5806.xxx	Sidewalk Improvement Program	-	-	250,000	250,000
311-810-5806.367	Street Reconstruction - Zone C F	47,221	100,000	786,120	-
311-810-5806.368	Street Reconstruction - Zone G	-	-	173,500	500,000
Total Capital Outlay		47,221	100,000	1,209,620	750,000
Total Streets Improvement Fund		47,221	100,000	1,209,620	750,000



FY 2022/23 & FY 2023/24 Biennial Budget

City of Lomita

Capital Improvement Projects

	Actual FY 2020/21	Amended FY 2021/22	Proposed FY 2022/23	Proposed FY 2023/24
312-Facilities Improvement				
Capital Outlay				
312-820-5820.000 Building Improvement	-	-	9,000	1,205,000
Total Capital Outlay	-	-	9,000	1,205,000
Total Facilities Improvement Fund	-	-	9,000	1,205,000
520-Water Capital				
Contract Services				
520-840-5340.347 Water Rate Study	23,234	60,000	-	-
520-840-5340.370 CIP Master Plan	-	10,000	-	-
Total Contract Services	23,234	70,000	-	-
Capital Outlay				
520-840-5820.134 Emergency Generator	-	15,000	110,000	-
520-840-5821.218 Water Master Plan	-	85,000	-	-
520-840-5821.237 Harbor Hills Direct Metering	22,732	-	-	-
520-840-5821.239 Appian Way Roof	-	-	50,000	-
520-840-5821.357 246th St., 247th Pl., 247th St. - Western	-	135,000	1,364,916	-
520-840-5821.365 Cypress Water Production Upgrade	216,662	2,500,000	2,500,000	-
520-840-5821.xxx Annual Aged Pipeline R&R	-	-	906,100	1,156,100
520-840-5821.xxx Narbonne South Pipe Replacement	-	-	1,445,000	1,445,000
520-840-5821.xxx Pipe Replacement - Other	-	-	-	250,000
520-840-5821.xxx Second Well Evaluation	-	-	50,000	-
520-840-5825.000 Equipment Over 5K	-	-	35,000	-
Total Capital Outlay	239,394	2,735,000	6,461,016	2,851,100
Total Water Capital Fund	262,628	2,805,000	6,461,016	2,851,100
Total Capital Improvement Projects	1,154,851	3,557,061	10,685,086	6,519,943



FY 2022/23 & FY 2023/24 Biennial Budget City of Lomita Capital Improvement Projects

Object No.	Budget Comment (Personnel)
5105	Salaries for full-time personnel.
5205	Annual health care, vision, dental, life insurance, long-term care benefits and EAP services for employees.
5207	Medicare insurance benefits.
5210	Workers' Compensation insurance and claims.
5215	Retirement benefit costs for PERS Tier 1 employees (2.5% @ 55).
5217	Retirement benefit costs for PERS Tier 3 employees (2% @ 62).
Budget Comment (Operations & Maintenance)	
5340.108	Cypress Reservoir - Professional Services.
5340.347	Water Rate Study.
5340.xxx	CIP Master Plan.
5345	Contractual Services.
5460	California Joint Powers Insurance Authority (CJPIA) liability and vehicle insurance.
Budget Comment (Capital Outlay)	
5806.232	PCH - Walnut to Western/PV.
5806.326	Pavement Management Plan.
5806.351	2018-19 Slurry Seal.
5806.355	Walnut - PCH to 253rd Place.
5806.361	250th Street - Pennsylvania to Eshelman.
5806.363	248th Street & Moon Avenue Street Improvement Project.
5806.367	Street Reconstruction - Zone C F.
5806.369	Downtown Lomita Multi-Benefit Stormwater Project.
5806.xxx	Narbonne South Pipe Replacement Street Repair.
5806.xxx	ADA Projects - Various Locations.
5806.xxx	Street Reconstruction - Zone G - Design.
5806.xxx	CIP Master Plan.
5806.xxx	Sidewalk Improvement Program.
5820.000	Building Improvements - Booster Pump at Hathaway Park, City HVAC, Railroad Museum Improvements.
5821.239	Appian Way Roof Replacement.
5821.xxx	Annual Aged Pipeline Repair & Replacement.
5821.xxx	Narbonne South Pipe Replacement.
5821.357	246th St., 247th Pl., 247th St. - Western.
5821.xxx	Pipe Replacement - Other.
5821.xxx	Second Potable Well Evaluation.
5821.365	Cypress Water Production Upgrade - Granular Activated Carbon Filtration Treatment.
5825.000	Digital Marquee for City Hall, Vehicle Replacement - Water.

APPENDIX

**CITY OF LOMITA
FUND DEFINITIONS AND AUTHORIZED USES
2022-2024**

Fund No.	Fund Title	Definition of Types of Monies Included	Restricted	Authorized Uses
100	General Fund	Property, sales, franchise & transient occupancy taxes, fines & forfeitures, investment interest, business license fees, planning fees, funds from other agencies, and other fees for service.	No	Primary City Fund for operation expenditures.
201	OPEB Trust Fund	Designated transfers from General Fund.	Yes	Reserves for Retiree Benefits.
202	Pension Stabilization Fund	Designated transfers from General Fund.	Yes	Reserves for costs increases related to employee retirement.
203	Economic Development	Designated transfers from General Fund.	Yes	Reserves for costs increases related to economic development.
205	Gas Tax Fund	Monies received from the State and County from gas sales.	Yes	Street maintenance and repairs.
206	Proposition 1B Fund	Monies received from the State for improvements of local streets and roads.	Yes	Street maintenance and repairs.
207	Measure R Fund	Funds received from the State; Measure R was approved in November 2008.	Yes	Street maintenance and repairs.
209	Measure M Fund	Funds received from the State; Measure M was approved in November 2016	Yes	Street maintenance and repairs.
211	Measure W	City's share of Measure W, Safe Clean Water Program from county of Los Angeles.	Yes	Increase, improve local water supply, & protect public health.
212	American Rescue Plan	The Coronavirus State and Local Fiscal Recovery Funds (SLFRF) program, a part of the American Rescue Plan, delivers \$350 billion to state, local, and Tribal governments across the country to support their response to and recovery from the COVID-19 public health emergency.	Yes	Response to and recovery from the COVID-19 public health emergency.
215	Community Development Block Grant Fund	Federal grant for programs benefiting low-income persons and/or families.	Yes	Housing repairs and public service programs.
220	Proposition A Fund	City's share of Proposition A Local Return Funds from county sales tax dollars.	Yes	Transportation related projects and programs.
225	Proposition C Fund	City's share of Proposition C Local Return Funds from county sales tax dollars.	Yes	Transportation related projects and programs.
230	Transportation Development Act Fund	County Transportation Development Act funds (TDA).	Yes	Approved transportation projects for pedestrian, bicycle, or bicycle-related programs.

**CITY OF LOMITA
FUND DEFINITIONS AND AUTHORIZED USES
2022-2024**

Fund No.	Fund Title	Definition of Types of Monies Included	Restricted	Authorized Uses
235	Air Quality Plan AB2766 Fund	Funds received from South Coast Air Quality Management District (AQMD) derived from clean air fees.	Yes	Only on approved air quality improvement projects.
245	Landscape Maintenance Fund	Assessment funds collected on property tax bill for Landscape Maintenance District #1.	Yes	Only in designated landscape district.
250	Park Facilities Fee Fund	Park Development Tax and Quimby Act funds.	Yes	Park programs and expenditures only.
255	Park Athletic Fund	User charges for park athletic programs.	Yes	Park athlete programs.
257	Park Grant Fund	State of California Parks and Recreation Grant Fund.	Yes	Park improvement programs.
260	Lomita Manor Development Fund	Federal Housing Funds.	Yes	Capital & operating costs of Lomita Manor.
310	Capital Improvement Fund	Designated transfers from General Fund.	Yes	Capital Improvement Projects.
311	Street Improvement Fund	Designated transfers from General Fund	Yes	Street Improvement Projects.
312	Facilities Improvement Fund	Designated transfers from General Fund.	Yes	Facilities Improvement Projects.
510	Water Operating Fund	Customer water sales & fee charges, water fund investment interest.	Yes	Water operations.
520	Water Capital & Facilities Fund	Waterworks District tax, capital improvement fees, water capital investment interest.	Yes	Capital projects for Water Division only.
530	Rate Stabilization Fund	Designated transfer from Water Capital & Facilities Fund required for Cypress Reservoir Bond.	Yes	Water operations and Water capital projects.
610	Equipment Replacement Fund	Internal Service Fund established to bill departments for equipment replacement on a scheduled basis.	Yes	Major equipment with a multi-year life expectancy and depreciation value.
611	Park Equipment Replacement Fund	Internal Service Fund established for park equipment replacement.	Yes	Major equipment with a multi-year life expectancy and depreciation value.
720	Railroad Museum Foundation Fund	Trust Fund donations for a community center.	Yes	Railroad museum activities.
730	Tom Rico Memorial Fund	Trust fund donations for park program scholarships.	Yes	Park programming activities including scholarships, supplies and equipment.

**CITY OF LOMITA
ACRONYMS LIST
2022-2024**

<u>ACRONYM</u>	<u>DEFINITION</u>
AASLH	American Association of State and Local History
AC	Air Conditioning
ADA	Americans with Disabilities Act
ALPR	Automatic License Plate Recognition
APWA	American Public Works Association
AQMD	Air Quality Management District
ARPA	American Rescue Plan Act
ARRA	American Recovery and Reinvestment Act
ASCAP	American Society of Composers, Authors and Publishers
ASCE	American Society of Civil Engineers
AWWA	American Water Works Association
BMI	Broadcast Music, Inc.
CAFR	Comprehensive Annual Financial Report
CalPERS	California Public Employees Retirement System
CalTrans	California State Department of Transportation
CAM	California Association of Museums
CCAC	City Clerks Association California
CCHE	California Cultural Historical Endowment
CDAB	Community Development Advisory Board
CDAR	Continuing Disclosure Annual Report
CDBG	Community Development Block Grant
CDC	Community Development Commission
CEQA	California Environmental Quality Act
CERT	Community Emergency Response Team
CIP	Capital Improvement Program
CIWMB	California Integrated Waste Management Board
CJPIA	California Joint Powers Insurance Authority
CLEEP	California Law Enforcement Equipment Program
COG	South Bay Cities Council of Governments
COPS	Citizen's Option for Public Safety
CORE	Community Resources (Deputy)
CPR	Cardio-Pulmonary Resuscitation
CPRS	California Parks and Recreation Society
CRA	California Redevelopment Association
CSMFO	California Society of Municipal Finance Officers
CSTI	California Specialized Training Institute
CVC	California Vehicle Code
DMAC	Area G Disaster Management Area Coordinator
DOJ	U.S. Department of Justice
DSL	Digital Subscriber Line
DUI	Driving Under the Influence
EAC	Environmental Action Committee
EAP	Employee Assistance Program

**CITY OF LOMITA
ACRONYMS LIST
2022-2024**

<u>ACRONYM</u>	<u>DEFINITION</u>
E&T	Engineers & Traffic
EOC	Emergency Operations Center
EPA	U.S. Environmental Protection Agency
FEMA	Federal Emergency Management Agency
FPPC	Fair Political Practices Commission
GAAP	Generally Accepted Accounting Principles
GAP	Gang Alternative Program
GASB	Governmental Accounting Standards Board
GEM	Global Electric Motorcars
GFOA	Government Finance Officers Association
GIS	Geographic Information Systems
HACoLA	Housing Authority of the County of Los Angeles
HCD	Housing & Community Development
HCV	Housing Choice Voucher
HHW	Household Hazardous Waste
HUD	Housing and Urban Development
HVAC	Heating, Ventilation & Air Conditioning
ICMA	International City Management Association
ICSC	International Council of Shopping Centers
IIMC	International Institute of Municipal Clerks
IT	Information Technology
IWG	Infrastructure Working Group
JAG	Justice Assistance Grant
LACPWD	Los Angeles County Public Works Department
LAFCO	Local Agency Formation Commission
LAN	Local Area Network
LARCIS	Los Angeles Regional Crime Information System
LAUSD	Los Angeles Unified School District
LED	Light-Emitting Diode (Lighting)
LHA	Lomita Housing Authority
LUCA	Local Update of Census Addresses
MAX	Municipal Area Express
MMASC	Municipal Management Assistants of Southern California
MOU	Memorandum of Understanding
MTA	L.A. County Metropolitan Transportation Authority
MWD	Metropolitan Water District
NIMS	National Incident Management System
NPDES	National Pollution Discharge Elimination System
OARRS	Operational Area Response and Recovery System
OSHA	Occupational Safety and Health Administration
OTS	Office of Traffic Safety
PAPA	Pesticide Applicators Professional Association
PCH	Pacific Coast Highway
PDF	Portable Document Format

**CITY OF LOMITA
ACRONYMS LIST
2022-2024**

<u>ACRONYM</u>	<u>DEFINITION</u>
PERS	Public Employees Retirement System
PHA	Public Housing Agency
PMS	Pavement Management System
PTS	Parking Ticket System
RFP	Request for Proposal
SBCCOG	South Bay Cities Council of Governments
SCADA	Supervisory Control and Data Acquisition
SCAG	Southern California Association of Government
SCE	Southern California Edison
SCMAF	Southern California Municipal Athletic Federation
SCTC	Southern California Teen Coalition
SCWUA	Southern California Water Utilities Association
SESAC	Society of European Stage Authors and Composers
SLFRF	State and Local Fiscal Recovery Funds
SSMP	Sewer System Management Plan
SWANA	Solid Waste Association of North America
SWAPC	Southwest Area Planning Council
SWRCB	State Water Resources Control Board
STP-L	(Prop A & Prop C) Surface Transportation Program – Local
TDA	Transportation Development Act
TMDL	Total Maximum Daily Load
TTAC	Technical Traffic Advisory Committee
VOP	Volunteers on Patrol
WBMWD	West Basin Municipal Water District
WBUA	West Basin Utility Association
WCA	West Coast Arborists
WRD	Water Replenishment District

GLOSSARY

Account Number - A system of numbering or otherwise designating accounts, entries, invoices, vouchers, etc., in such a manner that the symbol used quickly reveals certain required information.

Allocate - To distribute a lump-sum appropriation; that is designated for expenditure by specific organization units and/or for specific purposes, activities, or objects.

Appropriation - An authorization made by the Council which permits the City to incur obligations and to make expenditures of resources.

Audit - Prepared by an independent Certified Public Accountant (CPA), the primary objective of an audit is to determine if the City's Financial Statements present fairly the City's financial position and results of operations in conformity with generally accepted accounting principles. In conjunction with their performance of an audit, it is customary for an independent auditor to issue a Management Letter stating the adequacy of the City's internal controls as well as recommending improvements to the City's financial management practices.

Budget - A financial plan for a specified period of time that matches planned revenues and expenditures to municipal services.

Budget Message - Included in the opening section of the budget, the Budget Message provides the Council and the public with a general summary of the most important

aspects of the budget, changes from the previous fiscal years, and the views and recommendations of the City Manager.

Capital Improvement Program (CIP) - A program to provide for the maintenance or replacement of existing public facilities and assets and for the construction or acquisition of new ones.

Capital Outlay - Expenditures for the acquisition of capital assets.

Contractual Services - Services rendered to City activities by private firms, individuals, or other governmental agencies. Examples of these services include traffic engineering, law enforcement, and city attorney services.

Department - A major organizational unit of the City which has been assigned overall management responsibility for an operation or a group of related operations within a functional area.

Encumbrance - The legal commitment of appropriated funds to purchase an item or service. To encumber funds means to set aside or commit funds for a future expenditure.

Expenditure - The outflow of funds paid or to be paid for an asset obtained or goods and services obtained regardless of when the expense is actually paid. This term applies to all funds.

Fiscal Year - The beginning and ending period for recording financial

GLOSSARY

transactions. The City has specified July 1 to June 30 as its fiscal year.

Fixed Assets - Assets of long-term nature such as land, buildings, machinery, furniture, and other equipment. The City has defined such assets as those with an expected life in excess of five years and an acquisition cost in excess of \$500.

Franchise Fee - A franchise fee is charged for the privilege of using public rights-of-way and property within the City for public or private purposes. The City currently assesses franchise fees on cable television, utilities, and trash collection contractors.

Fund - An accounting entity that records all financial transactions for specific activities or government functions. The generic fund types used by the City.

Fund Balance - The excess of current assets over current liabilities and represents the cumulative effect of revenues and other financing sources over expenditures and other financing uses.

Infrastructure - The physical assets of the City, i.e., streets, water and sewer lines, public buildings, and parks, and the support structures within a development.

Line-Item Budget - A budget that lists detailed expenditure categories (salary, materials, telephone service, travel, etc.) separately, along with the amount budgeted for each specified category. The City uses a

program rather than line-item budget, although detail line-item accounts are maintained and recorded for financial reporting and control purposes.

Operating Budget - The portion of the budget that pertains to daily operations providing basic governmental services. The program budgets, in the financial plan, form the operating budget.

Program Budget - A budget that focuses upon the goals and objectives of an agency or jurisdiction rather than upon its organizational budget units or object classes of expenditure.

Revenue - Funds that the government receives as income. It includes such items as tax payments, fees from specific services, receipts from other governments, fines, forfeitures, grants, shared revenue, and interest income.

Subventions - Revenues collected by the State (or other level of government) which are allocated to the City on formula basis. The major subventions received by the City from the State of California include motor vehicle in-lieu, cigarette taxes in-lieu, and gasoline taxes.

User Fees - The payment of a fee for direct receipt of service by the party benefiting from the service.